



Ürün Katalođu
Product Catalogue



Tasarlayıp İmal Ettiğimiz KALIPLARLA

Ürünlerimize
Güç Katıyoruz!

We add strength to
our products with the molds
we design and manufacture.

80+ **4.000+ Ürün Çeşidi**
ÜLKEYE İHRACAT

Over 4.000 range of products
Exports to 80+ countries

46.000 Ton Plastik İşleme
Plastic Process

67.880 m² Kapalı Alan
Indoor Area

%100 Orijinal Ham Madde
Original Raw Materials

Global 500+ Nokta
World Distributors



Merkez Fabrika
Center Factory

Suyun doğru kullanımına yönelik çözüm odaklı ve yenilikçi ürün çeşitliliğini sürekli artırarak Dünya'nın suyuna yön veren Poelsan ürünleri; başta peyzaj sektörü olmak üzere içme suyu şebekelerinde, tarım alanlarında, petrol, doğalgaz ve madencilik sektörlerinde güvenle kullanılmaktadır.

Türkiye'de İlk: Poelsan, 1994 yılında polietilen kangal boru bağlantı adaptörlerini kendi tesisinde üreterek bu alanda Türkiye'de bir ilke imza atmıştır.

Geniş Kapasite: 67.880 metrekare kapalı alanda faaliyet gösteren Poelsan, yıllık 46 bin ton plastik işleme kapasitesiyle sektördeki en büyük firmalardan biridir.

Global Varlık: Poelsan ürünleri, 4.000'den fazla ürün çeşidiyle Türkiye'nin yanı sıra 80'den fazla ülkeye ihraç edilerek uluslararası pazarda önemli bir yer edinmiştir.

B2B Ağı: Poelsan, 500'den fazla bayisi ile dünyanın her köşesine ulaşılarak müşterilerine en yakın noktadan hizmet vermektedir.

Kalite ve Dayanıklılık: Poelsan ürünleri, en yüksek kalitede uluslararası standartlara uygun olarak üretilmekte ve titizlikle test edilmektedir. Poelsan ile kurduğunuz su sistemleri zorlu koşullarda bile dayanıklılığını koruyarak uzun yıllar boyunca sorunsuz bir şekilde çalışmaktadır.

Geniş Ürün Yelpazesi: Poelsan, su sistemlerinin kurulumunda ihtiyaca ve projeye uygun geniş bir ürün yelpazesi sunmaktadır.

Kolay Kurulum ve Kullanım: Poelsan ürünleri kullanımı kolay ve pratiktir. Montaj işlemleri hızlı ve sorunsuz bir şekilde gerçekleştirilmektedir.

Poelsan products, which direct the world's water by constantly increasing its solution-oriented and innovative product range for the correct use of water, are used safely in the landscaping sector, drinking water networks, agricultural areas, oil, natural gas and mining sectors.

First in Turkey: Poelsan broke new ground in Turkey in this field by producing polyethylene coil pipe connection adapters in its own facility in 1994.

Large Capacity: Operating in a closed area of 67,880 square meters, Poelsan is one of the largest companies in the sector with an annual plastic processing capacity of 46 thousand tons.

Global Presence: Poelsan products have gained an important place in the international market by exporting more than 4,000 product types to more than 80 countries as well as Turkey.

B2B Network: Poelsan reaches every corner of the world with more than 500 dealers and serves its customers from the closest point.

Quality and Durability: Poelsan products are produced in accordance with international standards of the highest quality and are meticulously tested. The water systems you install with Poelsan maintain their durability even under harsh conditions and operate smoothly for many years.

Wide Product Range: Poelsan offers a wide range of products suitable for needs and projects in the installation of water systems.

Easy Installation and Use: Poelsan products are easy to use and practical. Installation operations are carried out quickly and smoothly.



Şube Fabrika
Branch Fabrika



Dünya'nın Suyuna Yön Veriyoruz

We Direct
the World's Water

 **POELSAN**
PLASTİK SANAYİ VE TİCARET A.Ş.

İÇİNDEKİLER | INDEX

OTOMATİK SULAMA SİSTEMLERİ AUTOMATIC RAIN CONTROL POELSANARC



**CUP / BT
PİLLİ SULAMA
KONTROL ÜNİTESİ**
BATTERY-OPERATED
CONTROLLER

06



SOLENOİD VANA
SOLENOID VALVE

08



SPREYLER
SPRAYS

10



NOZULLAR
NOZZLES

16

ELEKTROFÜZYON VE SPİGOT EK PARÇALARI ELECTROFUSION & SPIGOT FITTINGS POELSANEF+



ELEKTROFÜZYON
ELECTROFUSION

24



SPİGOT EK PARÇALARI
SPIGOT FITTINGS

26

MEKANİK EKLEME PARÇALARI COMPRESSION FITTINGS



MAVİ SERİ
BLUE SERIES

30



YEŞİL SERİ
GREEN SERIES

42



PRİZ KOLYE
CLAMP SADDLES

52



PRİZ KOLYE GEÇMELİ
CLAMP SADDLES WITH SLIDE

69



LAYFLAT EK PARÇALARI
LAYFLAT FITTINGS

70



DİŞLİ BAĞLANTI ELEMANLARI
THREADED FITTINGS

76

İÇİNDEKİLER | INDEX

VANALAR, VANA KUTULARI VE PLASTİK FİLTRE VALVES, VALVE BOXES AND PLASTIC FILTER



**MAVİ SERİ
KÜRESEL VANA**
BLUE SERIES
BALL VALVES

82



**YEŞİL SERİ
KÜRESEL VANA**
GREEN SERIES
BALL VALVES

84



CAN SUYU VANA
QUICK COUPLING VALVE

86



VANA KUTULARI
VALVE BOXES

88



PLASTİK FİLTRE
PLASTIC FILTER

90

DAMLA SULAMA EK PARÇALARI DRIPLINE FITTINGS



**MİNİ VANA
(DN 8)**
MINI VALVE
(DN 8)

92



**MİNİ VANA
(DN 15)**
MINI VALVE
(DN 15)

100



**HAT SONU
TAHLİYE VANASI**
AUTOMATIC LINE
FLUSH VALVES

104



**KİLİTLİ BAĞLANTI
ELEMENLARI**
LOCK TYPE
FITTINGS

106



**DAMLA SULAMA
KURTAĞZI**
DRIPLINE BARBED
FITTING

110



**DAMLA SULAMA
SOMUNLU**
DRIPLINE FITTINGS
WITH NUT

116



**YASSI DAMLA SULAMA
SOMUNLU**
DRIP TAPE FITTINGS
WITH NUT

120



**YASSI DAMLA SULAMA
YÜZÜKLÜ**
DRIP TAPE FITTINGS
WITH RING

124



**MİNİSPRİNKLER VE
EK PARÇALARI**
MINISPRINKLERS &
FITTINGS

128



**HAT ÜSTÜ
DAMLATICI**
ON - LINE DRIPPER

132

ÖZEL ÜRETİM SPECIAL PRODUCTION



**ÖZEL ÜRETİM
RURAL EK PARÇALAR**
SPECIAL PRODUCTION
RURAL FITTINGS

134



**ÖZEL ÜRETİM
RURAL KÜRESEL VANA**
SPECIAL PRODUCTION
RURAL BALL VALVES

139

CUP / BT

Pilli Sulama Kontrol Ünitesi

Battery-Operated Controller

Poelsan

Mobil Uygulaması ile yönetilen,
pilli sulama kontrol ünitesi.

Battery-operated controller managed
by the Poelsan mobile application.

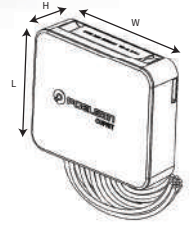


POELSANARC
Automated Rain Control

Özellikler | Features



KOD/CODE	EBAT/SIZE L x W x H	İSTASYON SAYISI NUMBER OF STATIONS	AMBALAJ ADEDİ PACKING QUANTITY	KOLİ ADEDİ BOX QUANTITY
CBBTX1	100 x 115 x 30	1	1	8
CBBTX2	100 x 115 x 30	2	1	8
CBBTX4	100 x 115 x 30	4	1	8
CBBTX6	100 x 115 x 30	6	1	8



+ 1 - 2 - 4 - 6

İstasyon seçeneği
Station option

+ **9V Alkalin Pil** | 9V Alkaline Battery
Uzun süreli kullanım ömrü
Long lifetime

+ **2 Sensör Girişi** | 2 Sensor Inputs
Yağmur, don ve rüzgâr gibi çevresel faktörlere karşı duyarlı kontrol
Control sensitive to environmental factors such as rain, frost and wind

+ **IP68 Standardı** | IP68 Standard
Su geçirmez sağlam yapı ve güvenilir performans
Robust waterproof structure and reliable performance

+ **Bluetooth**
15 metreye kadar uzaktan bağlantı
Remote connection up to 15 meters

+ **Günlük Sulama Özeti** | Daily Irrigation Summary
Günlük sulama bilgilerini izleyebilme
Monitor daily irrigation information

+ **Çevrim Dışı** | Offline
Sulama programlama çevrim dışı görüntüleme ve düzenleme
Irrigation programming, offline viewing and editing

+ **Ana Vana ve İstasyon Gecikmesi**
Main Valve and Station Delay
Sistemin su basıncını düzenlemek için ana vana ve istasyon gecikme süreleri belirleme
Set main valve and station delay times to regulate system water pressure

+ **Parola Kullanımı** | Password Usage
Yetkisiz erişimi engelleme
Preventing unauthorized access

+ **Program Başlangıç / Bitis Tarihi** | Program Start / End Date
Olusturulan sulama programını belirlenen tarih aralığında çalıştırma
Run the created irrigation program for a specified date range

+ **Kalıcı Program Hafızası** | Permanent Program Memory
Pilin bittiği durumlarda programları koruma
Save programs when battery is dead

+ **Mevsimsel Sulama** | Seasonal Irrigation
Sulama süresini -%90- +%100 oranında mevsim koşullarına göre ayarlama
Adjusting irrigation duration by -%90- +%100 according to seasonal conditions

+ **Döngü ve İslatma** | Cycle and Soaking
Toplam sulama süresini döngüler halinde uygulama
Apply total irrigation time in cycles

+ **Otomatik Sıralama** | Automatic Sequencing
Sulama programlarının çakışmasını engelleme
Preventing conflicting irrigation programs

+ **Aç / Kapa** | On / Off
Sezon dışı dönemlerde kalıcı veya 99 güne kadar sulamaları askıya alma
Suspend irrigation permanently or up to 99 days during off-season periods

+ **12 Farklı Sulama Programı** | 12 Different Irrigation Programs
8 farklı başlangıç zamanı ve 1 saniyeden 12 saate kadar çalışma süresi
8 different start time and runtime from 1 second to 12 hours

POELSAN

Mobil Uygulama

Mobile Application

**Sulama sisteminiz
Poelsan Mobil Uygulaması ile
kontrol altında!**

Your irrigation system is
under control with
Poelsan Mobile Application!

POELSANARC
Automated Rain Control



 Bluetooth®



Akıllı Sulama deneyimi için **ücretsiz indir**
ve kolaylığı keşfet!

Download for free and discover the convenience of
Smart Irrigation experience!



İhtiyaçlarınıza uygun sulama planınızı belirleyin
Set your irrigation schedule to suit your needs



Sadece 3 adımda hızlıca program oluşturun
Create a schedule quickly in just 3 steps



Mobil cihazınızla kolayca yönetin
Easily manage with your mobile device

Solenoid Vana

Solenoid Valve

Otomatik Sulama Sistemleri kontrolleri için güvenilir performans.

Reliable performance for Automatic Irrigation System controls.

POELSANARC
Automated Rain Control

Garanti Edilen Basınç Değeri
Guaranteed Pressure Value

Max. 10 Bar

Çalışma Aralığı | Working Range
1,0 - 10,0 Bar ; 100-1000 kPa

66°C Max. Çalışma Sıcaklığı
66°C Max. Working Temperature

2 Yıl Garanti | 2 Year Warranty

Özellikler | Specifications

- + Otomatik Sulama Sistemleri için geniş kullanım seçenekleri**
Wide range of usage options for Automatic Irrigation Systems
- + Kolay bakım ve temizleme**
Easy maintenance and cleaning
- + Değiştirilebilir bobin (9V-24V Ortak dişli)**
Replaceable coil (9V-24V Common thread)
- + Sızdırmaz diyafram conta**
Leak-proof diaphragm gasket

- + Manuel hava tahliye ve açma/kapama özelliği**
Manual air release and on/off feature

- + Kapağa sabitlenmiş cıvatalar**
Parçaların kaybolma ihtimalini ortadan kaldırır, 8 mm anahtar ile açılmaya uygundur.
Bolts fixed to the cover
It eliminates the possibility of losing parts and is compatible with opening 8 mm key.



Solenoid Spesifikasyonları | Solenoid Specifications

9V için:

For 9V:

Türü, Bistable Latching Solenoid = Çift (durumlu) Mandallama Solenoid

Type, Bistable Latching Solenoid = Bi_ (state) Latching Solenoid

Min. 6VDC Max 11VDC çalışma voltajı

Min. 6VDC Max 11VDC working voltage

2A ani akım değeri, darbe (pulse) süresi Max. 50ms

2A inrush current value, pulse duration Max. 50ms

İç direnci 7 Ohm

Internal resistance 7 Ohm

24V için:

For 24V:

Min. 19VAC, Max. 28VAC çalışma voltajı

Min. 19VAC, Max. 28VAC working voltage

24VAC	ANİ AKIM DEĞERİ INRUSH CURRENT VALUE	TUTMA AKIM DEĞERİ HOLDING CURRENT VALUE
60Hz	370mA	230mA
50Hz	400mA	250mA

İç direnci 27 Ohm

Internal resistance 27 Ohm

Bobin Özellikleri | Coil Specifications

9V DC

Açma/çalışma voltajı: 6 VDC

Opening/operating voltage: 6 VDC

Önerilen maksimum voltaj: 9 VDC

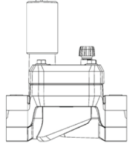
Maximum recommended voltage: 9 VDC

Kablo uçları: 50 cm 18AWG UL onaylı kablo

Cable ends: 50 cm 18AWG UL approved cable

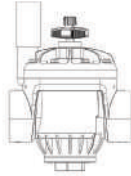
Sinyal genişliği: 50 millisaniye

Signal width: 50 milliseconds



SOLENOİD VANA DEBİ AYARSIZ SOLENOID VALVE FLOW UNADJUSTABLE

KOD/CODE	TİP TYPE	EBAT/SIZE	L x W x H	DEBİ ARALIĞI FLOW RANGE	BASINÇ DEĞERİ / PN PRESSURE VALUE	AMBALAJ ADEDİ PACKING QUANTITY	KOLİ ADEDİ BOX QUANTITY
SV100B	9V	1"	70 x 112 x 134	0,05-9 m ³ /saat 0,7 - 150 lt/dk	10	*	21
SV100E	24V	1"	70 x 112 x 134	0,05-9 m ³ /saat 0,7 - 150 lt/dk	10	*	21




SOLENOİD VANA DEBİ AYARLI SOLENOID VALVE FLOW ADJUSTABLE

KOD/CODE	TİP TYPE	EBAT/SIZE	L x W x H	DEBİ ARALIĞI FLOW RANGE	BASINÇ DEĞERİ / PN PRESSURE VALUE	AMBALAJ ADEDİ PACKING QUANTITY	KOLİ ADEDİ BOX QUANTITY
SV151B	9V	1½"	109 x 140 x 195	5 - 27 m ³ /saat 75 - 450 lt/dk	10	*	11
SV151E	24V	1½"	109 x 140 x 195	5 - 27 m ³ /saat 75 - 450 lt/dk	10	*	11
SV201B	9V	2"	130 x 164 x 218	5 - 34 m ³ /saat 75 - 570 lt/dk	10	*	8
SV201E	24V	2"	130 x 164 x 218	5 - 34 m ³ /saat 75 - 570 lt/dk	10	*	8



SOLENOİD VANA 9V BOBİN SOLENOID VALVE COIL - 9V

KOD/CODE	TİP TYPE	EBAT SIZE	AMBALAJ ADEDİ PACKING QUANTITY	KOLİ ADEDİ BOX QUANTITY
SV9VB	9V	9V	5	100



SOLENOİD VANA 24V BOBİN SOLENOID VALVE COIL - 24V

KOD/CODE	TİP TYPE	EBAT SIZE	AMBALAJ ADEDİ PACKING QUANTITY	KOLİ ADEDİ BOX QUANTITY
SV24VB	24V	24V	5	100

Y Seri Spreyler

Y Series Sprays

Ergonomik tasarımı sayesinde kolay kurulum sağlayan, hazır nozul montajlı seçeneğiyle fonksiyonel spreyledir.
Functional sprays with ready-made nozzle-mounted option, providing easy installation thanks to their ergonomic design.

POELSANARC
Automated Rain Control

Özellikler

Specifications

- + **Yoğun kir direncine sahip filtre**
Filter with intense dirt resistance
- + **Ergonomik tasarım sayesinde nozul montaj - demontaj kolaylığı**
Nozzle assembly - easy disassembly thanks to ergonomic design
- + **Somunlarda 45° ayarlanmış federler ile kolay açma ayarlama**
Easy angle adjustment with 45° adjusted ribs on the nuts
- + **Sistem temizliği için fonksiyonel yıkama kapağı**
Functional flushing cover for system cleaning
- + **Sistem kapanırken sprej kendini temizleme özelliği**
Self-cleaning spray feature when system shuts down
- + **Dişi nozulların tümüyle uyumludur**
Compatible with all female nozzles
- + **Sistemdeki ani basınç artışlarına karşı dayanıklı gövde**
Body resistant to sudden pressure increases in the system
- + **Kurulum ve bakım için etkinlik seviyesi yüksek dinamik nozul tasarımı**
Dynamic nozzle design with high efficiency for installation and maintenance





OTOMATİK SULAMA SİSTEMLERİ

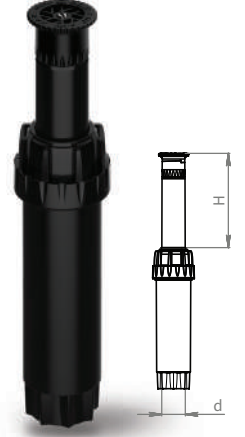
Automatic Rain Control

Kapalı Yükseklik Closed Height	13 cm	18 cm	24 cm
Pop-up Yüksekliği Pop-up Height	5 cm	10 cm	15 cm
Giriş Çapı Inlet Diameter	1/2"	1/2"	1/2"




Y SERİ SPREY 5CM Y SERIES SPRAY 5CM

KOD CODE	NOZUL RENGİ NOZZLE COLOR	TANIM DEFINITION	ATIŞ MESAFESİ (m) THROW DISTANCE (m)	AMBALAJ ADEDİ PACKING QUANTITY	KUTU ADEDİ BOX QUANTITY
Y50NL			1.2-5.2	50	50
Y50AA4	Orange	5 cm (1/2") Pop- up body	1.2	50	50
Y50AA6	Dark Red		1.8	50	50
Y50AA8	Brown		2.4	50	50
Y50AA10	Blue		3.0	50	50
Y50AA12	Green		3.7	50	50
Y50AA15	Black		4.6	50	50
Y50AA17	Grey		5.2	50	50



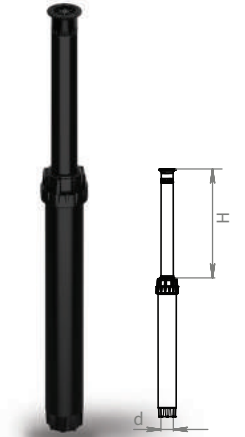
Y SERİ SPREY 10CM Y SERIES SPRAY 10CM

KOD CODE	NOZUL RENGİ NOZZLE COLOR	TANIM DEFINITION	ATIŞ MESAFESİ (m) THROW DISTANCE (m)	AMBALAJ ADEDİ PACKING QUANTITY	KUTU ADEDİ BOX QUANTITY
Y100NL			1.2-5.2	50	50
Y100AA4	Orange	10 cm (1/2") Pop- up body	1.2	50	50
Y100AA6	Dark Red		1.8	50	50
Y100AA8	Brown		2.4	50	50
Y100AA10	Blue		3.0	50	50
Y100AA12	Green		3.7	50	50
Y100AA15	Black		4.6	50	50
Y100AA17	Grey		5.2	50	50



Y SERİ SPREY 15CM Y SERIES SPRAY 15CM

KOD CODE	NOZUL RENGİ NOZZLE COLOR	TANIM DEFINITION	ATIŞ MESAFESİ (m) THROW DISTANCE (m)	AMBALAJ ADEDİ PACKING QUANTITY	KUTU ADEDİ BOX QUANTITY
Y150NL			1.2-5.2	50	50
Y150AA4	Orange	15 cm (1/2") Pop- up body	1.2	50	50
Y150AA6	Dark Red		1.8	50	50
Y150AA8	Brown		2.4	50	50
Y150AA10	Blue		3.0	50	50
Y150AA12	Green		3.7	50	50
Y150AA15	Black		4.6	50	50
Y150AA17	Grey		5.2	50	50



Y SERİ SPREY 10CM BÜYÜK FİLTRE

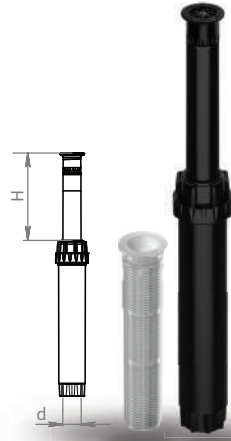
Y SERIES SPRAY 10 CM LARGE FILTER



KOD CODE	NOZUL RENGİ NOZZLE COLOR	TANIM DEFINITION	ATIŞ MESAFESİ (m) THROW DISTANCE (m)	AMBALAJ ADEDİ PACKING QUANTITY	KUTU ADEDİ BOX QUANTITY
Y100NLBF			1.2-5.2	50	50
Y100AA4BF	Orange	10 cm (1/2") Pop-up body With Large Filter	1.2	50	50
Y100AA6BF	Dark Red		1.8	50	50
Y100AA8BF	Brown		2.4	50	50
Y100AA10BF	Blue		3.0	50	50
Y100AA12BF	Green		3.7	50	50
Y100AA15BF	Black		4.6	50	50
Y100AA17BF	Grey		5.2	50	50

Y SERİ SPREY 15CM BÜYÜK FİLTRE

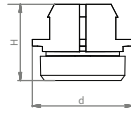
Y SERIES SPRAY 15 CM LARGE FILTER




KOD CODE	NOZUL RENGİ NOZZLE COLOR	TANIM DEFINITION	ATIŞ MESAFESİ (m) THROW DISTANCE (m)	AMBALAJ ADEDİ PACKING QUANTITY	KUTU ADEDİ BOX QUANTITY
Y150NLBF			1.2-5.2	50	50
Y150AA4BF	Orange	15 cm (1/2") Pop-up body With Large Filter	1.2	50	50
Y150AA6BF	Dark Red		1.8	50	50
Y150AA8BF	Brown		2.4	50	50
Y150AA10BF	Blue		3.0	50	50
Y150AA12BF	Green		3.7	50	50
Y150AA15BF	Black		4.6	50	50
Y150AA17BF	Grey		5.2	50	50

Y SERİ ÇEKVALF

Y SERIES CHECK VALVE

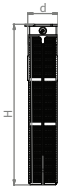


KOD CODE	AMBALAJ ADEDİ PACKING QUANTITY	KUTU ADEDİ BOX QUANTITY
YCV01	50	1000



SPREY BÜYÜK FİLTRE

SPRAY LARGE FILTER



KOD CODE	AMBALAJ ADEDİ PACKING QUANTITY	KUTU ADEDİ BOX QUANTITY
YBF01	25	300



YS Seri Spreyler

YS Series Sprays



Yüksek kalite malzeme kullanımı ve inovasyona dayalı üretim teknolojisi ile zorlu iklim şartlarına dayanıklı istikrarlı çalışan performans spreyledir.

With the use of high quality materials and innovative production technology, they are performance sprays that are resistant to harsh climatic conditions and work stably.

POELSANARC
Automated Rain Control

Özellikler

Specifications

- + Yoğun kir direncine sahip filtre**
Filter with intense dirt resistance
- + Ergonomik tasarım sayesinde nozul montaj - demontaj kolaylığı**
Nozzle assembly - easy disassembly thanks to ergonomic design
- + Somunlarda 45° ayarlanmış federler ile kolay açma ayarlama**
Easy angle adjustment with 45° adjusted ribs on the nuts
- + Sistem temizliği için fonksiyonel yıkama kapağı**
Functional flushing cover for system cleaning
- + Güçlü gövde yapısı ile uzun ömürlü**
They are long-lasting sprays with a strong body structure
- + Sistem kapanırken spreynin kendini temizleme özelliği**
Self-cleaning spray feature when system shuts down
- + Dişi nozulların tümüyle uyumludur**
Compatible with all female nozzles
- + Estetik yapısı peyzaj alanlarına uyum sağlar**
Its aesthetic structure adapts to landscape areas
- + Sistemdeki ani basınç artışlarına karşı dayanıklı gövde**
Body resistant to sudden pressure increases in the system
- + Kurulum ve bakım için etkinlik seviyesi yüksek dinamik nozul tasarımı**
Dynamic nozzle design with high efficiency for installation and maintenance

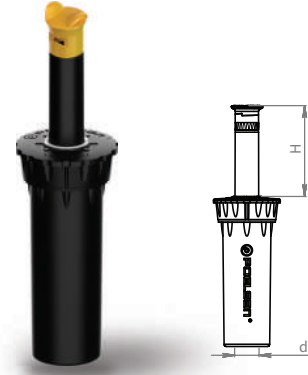
Kapalı Yükseklik Closed Height	11cm	13cm	15,5cm	23cm	41,5cm
Pop-up Yüksekliği Pop-up Height	5cm	7,5cm	10cm	15cm	30cm
Giriş Çapı Inlet Diameter	1/2"	1/2"	1/2"	1/2"	1/2"



YS SERİ SPREY

Y SERIES SPRAY


KOD CODE	TANIM DEFINITION	ATIŞ MESAFESİ (m) THROW DISTANCE (m)	AMBALAJ ADEDİ PACKING QUANTITY	KUTU ADEDİ BOX QUANTITY
YS50NL	5 cm (1/2") Pop-up body	1.2-5.2	24	24
YS75NL	7,5 cm (1/2") Pop-up body	1.2-5.2	24	24
YS100NL	10 cm (1/2") Pop-up body	1.2-5.2	24	24
YS150NL	15 cm (1/2") Pop-up body	1.2-5.2	24	24
YS300NL	30 cm (1/2") Pop-up body	1.2-5.2	24	24



YS SERİ YANDAN GİRİŞ SPREY

YS SERIES SIDE ENTRANCE SPRAY

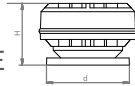
KOD CODE	TANIM DEFINITION	ATIŞ MESAFESİ (m) THROW DISTANCE (m)	AMBALAJ ADEDİ PACKING QUANTITY	KUTU ADEDİ BOX QUANTITY
YS150NLSE	15 cm (1/2") Pop-up body Side Entrance	1.2-5.2	20	22
YS300NLSE	30 cm (1/2") Pop-up body Side Entrance	1.2-5.2	24	24



YS SERİ ÇEKVALF

YS SERIES CHECK VALVE

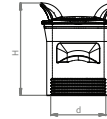
KOD CODE	AMBALAJ ADEDİ PACKING QUANTITY	KUTU ADEDİ BOX QUANTITY
YSCV01	50	500



SPREY YIKAMA KAPAĞI

SPRAY WASHING CAP

KOD CODE	AMBALAJ ADEDİ PACKING QUANTITY	KUTU ADEDİ BOX QUANTITY
YSSPYK	25	250



Ayarlanabilir Nozullar (0-360°) Adjustable Nozzles



Özel tasarım mekanizması sayesinde peyzaj alanına en uygun olan farklı açı ayarları ile tıkanma, takılma olmadan çalışma sürekliliğini koruyabilen dayanıklı uzun ömürlü nozullardır. Dayanıklılığı ile zorlu iklim şartlarında dahi çalışma sürekliliğini koruyabilen uzun ömürlü nozullar, özel mekanizması sayesinde sorunsuz çalışmaktadır. Yüksek kalite malzeme kullanımı ve hassas üretim teknolojisi sayesinde en ağır şartlara dayanıklı istikrarlı çalışan performans spreyleyicileridir.

Thanks to its special design mechanism, they are durable long-lasting nozzles that can maintain the continuity of operation without clogging or snagging with different angle settings that are most suitable for the landscape area. Long-lasting nozzles, which can maintain their working continuity even in harsh climatic conditions with their durability, work without clogging or snagging thanks to their special mechanism. Thanks to the use of high quality materials and sensitive production technology, they are performance sprays that are resistant to the most severe conditions and work stably.


POELSANARC
Automated Rain Control

Özellikler Specifications

- + **Kaliteli ve şık tasarımı ile kolay montaj**
Easy assembly with high quality and stylish design
- + **0° ile 360° arasında ayarlama kolaylığı**
Ease of adjustment from 0° to 360°
- + **Kenar tırnak tasarımı ile konforlu tutuş**
Comfortable grip with edge deflector design
- + **Eşit dağılımı ile güvenilir sulama**
Reliable irrigation with even distribution
- + **Atış mesafelerini temsil eden renk kodları**
Color codes that represent shooting distances

Çalışma Özellikleri Operating Features

Önerilen çalışma basıncı
Recommended working pressure
2.1 bar; 210 kPa





Turuncu Nozul

Orange Nozzle

AA4

1,2 m Atış Mesafesi / Throw Distance



Koyu Kırmızı Nozul

Dark Red Nozzle

AA6

1,8 m Atış Mesafesi / Throw Distance

AÇI ANGLE	BASINÇ (BAR) PRESSURE	ATIŞ MESAFESİ (m) THROW DISTANCE	DEBİ (m³/h) FLOW	DEBİ (L/dk) FLOW	YAĞMURLAMA (mm/h)	
					■ SPRINKLER	▲ SPRINKLER
45°	1.0	0.9	0.02	0.31	187	216
	1.5	1.0	0.02	0.39	178	206
	2.1	1.2	0.03	0.48	167	193
	2.5	1.3	0.03	0.56	158	183
90°	1.0	0.9	0.04	0.72	213	246
	1.5	1.0	0.05	0.76	182	210
	2.1	1.2	0.05	0.83	139	160
	2.5	1.3	0.05	0.91	129	149
120°	1.0	0.9	0.06	0.97	221	255
	1.5	1.0	0.07	1.10	188	217
	2.1	1.2	0.07	1.25	162	187
	2.5	1.3	0.08	1.36	146	168
180°	1.0	0.9	0.07	1.18	178	206
	1.5	1.0	0.08	1.38	157	181
	2.1	1.2	0.10	1.60	139	160
	2.5	1.3	0.11	1.78	127	146
240°	1.0	0.9	0.12	1.94	220	254
	1.5	1.0	0.13	2.24	192	221
	2.1	1.2	0.16	2.59	168	194
	2.5	1.3	0.17	2.86	153	177
270°	1.0	0.9	0.13	2.09	211	244
	1.5	1.0	0.14	2.40	183	211
	2.1	1.2	0.16	2.75	159	183
	2.5	1.3	0.18	3.02	144	166
360°	1.0	0.9	0.14	2.26	171	197
	1.5	1.0	0.16	2.60	148	171
	2.1	1.2	0.18	2.98	129	149
	2.5	1.3	0.20	3.29	117	135
3.0	1.4	0.22	3.63	106	122	

*Blue: Recommended Pressure | Mavi: Önerilen Basınç

AÇI ANGLE	BASINÇ (BAR) PRESSURE	ATIŞ MESAFESİ (m) THROW DISTANCE	DEBİ (m³/h) FLOW	DEBİ (L/dk) FLOW	YAĞMURLAMA (mm/h)	
					■ SPRINKLER	▲ SPRINKLER
45°	1.0	1.5	0.03	0.54	117	136
	1.5	1.6	0.04	0.60	108	124
	2.1	1.8	0.04	0.65	98	114
	2.5	1.9	0.04	0.70	92	106
90°	1.0	1.5	0.06	1.08	116	134
	1.5	1.6	0.07	1.21	109	126
	2.1	1.8	0.08	1.35	102	118
	2.5	1.9	0.09	1.47	97	112
120°	1.0	1.5	0.10	1.61	116	134
	1.5	1.6	0.11	1.76	102	118
	2.1	1.8	0.11	1.76	87	100
	2.5	1.9	0.12	1.93	82	95
180°	1.0	1.5	0.10	1.70	102	118
	1.5	1.6	0.12	1.96	88	102
	2.1	1.8	0.13	2.24	84	97
	2.5	1.9	0.15	2.47	81	94
240°	1.0	1.5	0.15	2.44	99	114
	1.5	1.6	0.17	2.83	96	111
	2.1	1.8	0.20	3.28	92	107
	2.5	1.9	0.22	3.63	89	103
270°	1.0	1.5	0.18	3.08	111	128
	1.5	1.6	0.21	3.52	106	122
	2.1	1.8	0.24	4.02	101	116
	2.5	1.9	0.27	4.42	97	112
360°	1.0	1.5	0.29	4.87	92	107
	1.0	1.5	0.21	3.57	96	111
	1.5	1.6	0.24	4.07	92	106
	2.1	1.8	0.28	4.62	87	100
2.5	1.9	0.30	5.06	83	96	
3.0	2.1	0.33	5.56	79	92	

*Blue: Recommended Pressure | Mavi: Önerilen Basınç



Kahverengi Nozul Brown Nozzle

AA8

2,4 m Atış Mesafesi / Throw Distance



Mavi Nozul Blue Nozzle

AA10

3 m Atış Mesafesi / Throw Distance

AÇI ANGLE	BASINÇ (BAR) PRESSURE	ATIŞ MESAFESİ (m) THROW DISTANCE	DEBİ (m³/h) FLOW	DEBİ (L/dk) FLOW	YAĞMURLAMA (mm/h)	
					■ SPRINKLER	▲ SPRINKLER
45°	1.0	2.0	0.04	0.62	77	89
	1.5	2.2	0.04	0.72	72	83
	2.1	2.4	0.05	0.83	67	77
	2.5	2.6	0.05	0.91	63	73
90°	1.0	2.0	0.07	1.24	77	89
	1.5	2.2	0.09	1.44	72	83
	2.1	2.4	0.10	1.65	67	77
	2.5	2.6	0.11	1.82	63	73
120°	1.0	2.0	0.10	1.66	77	89
	1.5	2.2	0.11	1.92	72	83
	2.1	2.4	0.13	2.20	67	77
	2.5	2.6	0.15	2.43	63	73
180°	1.0	2.0	0.15	2.49	77	89
	1.5	2.2	0.17	2.87	72	83
	2.1	2.4	0.20	3.30	67	77
	2.5	2.6	0.22	3.65	63	73
240°	1.0	2.0	0.20	3.32	77	89
	1.5	2.2	0.23	3.83	72	83
	2.1	2.4	0.26	4.40	67	77
	2.5	2.6	0.29	4.86	63	73
270°	1.0	2.0	0.22	3.73	77	89
	1.5	2.2	0.26	4.31	72	83
	2.1	2.4	0.30	4.95	67	77
	2.5	2.6	0.33	5.47	63	73
360°	1.0	2.0	0.30	4.97	77	89
	1.5	2.2	0.34	5.75	72	83
	2.1	2.4	0.40	6.61	67	77
	2.5	2.6	0.44	7.29	63	73
3.0	2.9	0.48	8.07	59	68	

*Blue: Recommended Pressure | Mavi: Önerilen Basınç

AÇI ANGLE	BASINÇ (BAR) PRESSURE	ATIŞ MESAFESİ (m) THROW DISTANCE	DEBİ (m³/h) FLOW	DEBİ (L/dk) FLOW	YAĞMURLAMA (mm/h)	
					■ SPRINKLER	▲ SPRINKLER
45°	1.0	2.6	0.04	0.68	49	56
	1.5	2.8	0.05	0.80	49	57
	2.1	3.0	0.06	0.94	49	56
	2.5	3.2	0.06	1.06	48	56
90°	1.0	2.6	0.08	1.35	49	56
	1.5	2.8	0.10	1.61	49	57
	2.1	3.0	0.11	1.89	49	56
	2.5	3.2	0.13	2.11	48	56
120°	1.0	2.6	0.11	1.80	49	56
	1.5	2.8	0.13	2.14	49	57
	2.1	3.0	0.15	2.52	49	56
	2.5	3.2	0.17	2.82	48	56
180°	1.0	2.6	0.16	2.71	49	56
	1.5	2.8	0.19	3.21	49	57
	2.1	3.0	0.23	3.78	49	56
	2.5	3.2	0.25	4.23	48	56
240°	1.0	2.6	0.22	3.61	49	56
	1.5	2.8	0.26	4.28	49	57
	2.1	3.0	0.30	5.03	49	56
	2.5	3.2	0.34	5.64	48	56
270°	1.0	2.6	0.24	4.06	49	56
	1.5	2.8	0.29	4.82	49	57
	2.1	3.0	0.34	5.66	49	56
	2.5	3.2	0.38	6.34	48	56
360°	1.0	2.6	0.32	5.41	49	56
	1.5	2.8	0.39	6.43	49	57
	2.1	3.0	0.45	7.55	49	56
	2.5	3.2	0.51	8.45	48	56
3.0	3.5	0.57	9.47	47	54	

*Blue: Recommended Pressure | Mavi: Önerilen Basınç



Yeşil Nozul Green Nozzle

AA12

3,7 m Atış Mesafesi / Throw Distance



Siyah Nozul Black Nozzle

AA15

4,6 m Atış Mesafesi / Throw Distance

AÇI ANGLE	BASINÇ (BAR) PRESSURE	ATIŞ MESAFESİ (m) THROW DISTANCE	DEBİ (m³/h) FLOW	DEBİ (L/dk) FLOW	YAĞMURLAMA (mm/h)	
					■ SPRINKLER	▲ SPRINKLER
45°	1.0	3.2	0.04	0.73	34	40
	1.5	3.4	0.06	0.97	40	46
	2.1	3.7	0.07	1.23	44	51
	2.5	3.9	0.09	1.44	46	54
90°	3.0	4.1	0.10	1.68	48	56
	1.0	3.2	0.09	1.46	34	40
	1.5	3.4	0.12	1.93	40	46
	2.1	3.7	0.15	2.46	44	51
120°	2.5	3.9	0.17	2.88	46	54
	3.0	4.1	0.20	3.36	48	56
	1.0	3.2	0.12	1.94	34	40
	1.5	3.4	0.15	2.58	40	46
180°	2.1	3.7	0.20	3.28	44	51
	2.5	3.9	0.23	3.84	46	54
	3.0	4.1	0.27	4.48	48	56
	1.0	3.2	0.17	2.91	34	40
240°	1.5	3.4	0.23	3.86	40	46
	2.1	3.7	0.30	4.92	44	51
	2.5	3.9	0.35	5.76	46	54
	3.0	4.1	0.40	6.71	48	56
270°	1.0	3.2	0.23	3.88	34	40
	1.5	3.4	0.31	5.15	40	46
	2.1	3.7	0.39	6.56	44	51
	2.5	3.9	0.46	7.68	46	54
360°	3.0	4.1	0.54	8.95	48	56
	1.0	3.2	0.26	4.37	34	40
	1.5	3.4	0.35	5.80	40	46
	2.1	3.7	0.44	7.38	44	51
360°	2.5	3.9	0.52	8.65	46	54
	3.0	4.1	0.60	10.07	48	56
	1.0	3.2	0.35	5.83	34	40
	1.5	3.4	0.46	7.73	40	46
360°	2.1	3.7	0.59	9.84	44	51
	2.5	3.9	0.69	11.53	46	54
	3.0	4.1	0.81	13.43	48	56

*Blue: Recommended Pressure | Mavi: Önerilen Basınç

AÇI ANGLE	BASINÇ (BAR) PRESSURE	ATIŞ MESAFESİ (m) THROW DISTANCE	DEBİ (m³/h) FLOW	DEBİ (L/dk) FLOW	YAĞMURLAMA (mm/h)	
					■ SPRINKLER	▲ SPRINKLER
45°	1.0	4.0	0.08	1.27	38	43
	1.5	4.3	0.09	1.51	39	45
	2.1	4.6	0.11	1.79	40	46
	2.5	4.9	0.12	2.00	40	46
90°	3.0	5.2	0.14	2.25	40	46
	1.0	4.0	0.15	2.53	38	43
	1.5	4.3	0.18	3.03	39	45
	2.1	4.6	0.21	3.57	40	46
120°	2.5	4.9	0.24	4.01	40	46
	3.0	5.2	0.27	4.50	40	46
	1.0	4.0	0.20	3.38	38	43
	1.5	4.3	0.24	4.03	39	45
180°	2.1	4.6	0.29	4.76	40	46
	2.5	4.9	0.32	5.34	40	46
	3.0	5.2	0.36	6.00	40	46
	1.0	4.0	0.30	5.07	38	43
240°	1.5	4.3	0.36	6.05	39	45
	2.1	4.6	0.43	7.14	40	46
	2.5	4.9	0.48	8.02	40	46
	3.0	5.2	0.54	9.00	40	46
270°	1.0	4.0	0.41	6.76	38	43
	1.5	4.3	0.48	8.07	39	45
	2.1	4.6	0.57	9.52	40	46
	2.5	4.9	0.64	10.69	40	46
360°	3.0	5.2	0.72	12.0	40	46
	1.0	4.0	0.46	7.06	38	43
	1.5	4.3	0.54	9.08	39	45
	2.1	4.6	0.64	10.71	40	46
360°	2.5	4.9	0.72	12.03	40	46
	3.0	5.2	0.81	13.50	40	46
	1.0	4.0	0.61	10.13	38	43
	1.5	4.3	0.73	12.10	39	45
360°	2.1	4.6	0.86	14.28	40	46
	2.5	4.9	0.96	16.03	40	46
	3.0	5.2	1.08	18.00	40	46

*Blue: Recommended Pressure | Mavi: Önerilen Basınç



Gri Nozul Grey Nozzle

AA17

5,2 m Atış Mesafesi / Throw Distance

AÇI ANGLE	BASINÇ (BAR) PRESSURE	ATIŞ MESAFESİ (m) THROW DISTANCE	DEBİ (m³/h) FLOW	DEBİ (L/dk) FLOW	YAĞMURLAMA (mm/h)	
					■ SPRINKLER	▲ SPRINKLER
45°	1.0	4.6	0.10	1.68	38	43
	1.5	4.9	0.12	1.94	38	44
	2.1	5.2	0.13	2.23	39	45
	2.5	5.5	0.15	2.46	39	45
	3.0	5.8	0.16	2.72	39	45
90°	1.0	4.6	0.20	3.36	38	43
	1.5	4.9	0.23	3.88	38	44
	2.1	5.2	0.27	4.45	39	45
	2.5	5.5	0.30	4.92	39	45
	3.0	5.8	0.33	5.44	39	45
120°	1.0	4.6	0.27	4.48	38	43
	1.5	4.9	0.31	5.17	38	44
	2.1	5.2	0.36	5.94	39	45
	2.5	5.5	0.39	6.56	39	45
	3.0	5.8	0.43	7.25	39	45
180°	1.0	4.6	0.40	6.71	38	43
	1.5	4.9	0.47	7.75	38	44
	2.1	5.2	0.53	8.91	39	45
	2.5	5.5	0.59	9.83	39	45
	3.0	5.8	0.65	10.87	39	45
240°	1.0	4.6	0.54	8.95	38	43
	1.5	4.9	0.62	10.34	38	44
	2.1	5.2	0.71	11.88	39	45
	2.5	5.5	0.79	13.11	39	45
	3.0	5.8	0.87	14.50	39	45
270°	1.0	4.6	0.60	10.07	38	43
	1.5	4.9	0.70	11.63	38	44
	2.1	5.2	0.80	13.36	39	45
	2.5	5.5	0.89	14.75	39	45
	3.0	5.8	0.98	16.31	39	45
360°	1.0	4.6	0.81	13.43	38	43
	1.5	4.9	0.93	15.51	38	44
	2.1	5.2	1.07	17.82	39	45
	2.5	5.5	1.18	19.67	39	45
	3.0	5.8	1.30	21.75	39	45

*Blue: Recommended Pressure | Mavi: Önerilen Basınç



AA4



AA6



AA8



AA10



AA12



AA15



AA17

KOD CODE	NOZUL RENGİ NOZZLE COLOR	TANIM DEFINITION	ATIŞ MESAFESİ (m) THROW DISTANCE (m)	AMBALAJ ADEDİ PACKING QUANTITY	KUTU ADEDİ BOX QUANTITY
AAN4	Orange	0° - 360°	1.2	25	250
AAN6	Dark Red	0° - 360°	1.8	25	250
AAN8	Brown	0° - 360°	2.4	25	250
AAN10	Blue	0° - 360°	3.0	25	250
AAN12	Green	0° - 360°	3.7	25	250
AAN15	Black	0° - 360°	4.6	25	250
AAN17	Grey	0° - 360°	5.2	25	250



Şerit Tipi Nozullar

Corner Strip Nozzles



Sabit açılı nozullar, sulama sistemlerinde hassas ve etkili sulama sağlamak için tasarlanmış önemli bir unsurdur. Bu nozullar, suyun belirli bir açıda ve sabit bir basınçla püskürtülmesini sağlayarak sulama işlemini optimize eder. Genellikle dar çim ve bitki alanlarında kullanılan bu nozullar, suyun düzgün bir şekilde dağılmasını ve alanın tamamının homojen bir şekilde sulanmasını sağlar. Ayrıca, sabit açılı nozulların kullanımıyla su israfı önlenir ve sulama verimliliği artar. Dayanıklı yapıları sayesinde uzun süreli kullanım için idealdirler ve değişik hava koşullarına uyum sağlayacak şekilde tasarlanmıştır.

Fixed angle nozzles are an important element in irrigation systems designed to provide precise and effective irrigation. These nozzles optimize the irrigation process by ensuring that water is sprayed at a certain angle and with a constant pressure. These nozzles, which are generally used in narrow grass and plant areas, ensure even distribution of water and homogeneous irrigation of the entire area. Additionally, with the use of fixed angle nozzles, water waste is prevented and irrigation efficiency increases. Thanks to their durable structure, they are ideal for long-term use and are designed to adapt to different weather conditions.

POELSANARC
Automated Rain Control

Özellikler

Specifications

- + Şerit alanlarını doğru şekilde kapsama amacıyla özel olarak geliştirilmiştir.

It was specially developed for the purpose of accurate coverage of lane areas.

- + Farklı dikdörtgen alanlara uyacak şekilde çeşitli modeller sunulmaktadır.

A variety of models are offered to fit different rectangular spaces.

- + Zorlu koşullara dayanıklı yapıya sahiptir.

It has a structure that is resistant to harsh conditions.

Çalışma Özellikleri

Operating Features

Önerilen çalışma basıncı 2.1 bar olarak belirlenmiştir.

The recommended operating pressure is set to 2.1 bar.



KOD CODE	BASINÇ (bar) PRESSURE	BASINÇ (kPa) PRESSURE	Genişlik x Uzunluk (m) WIDTH x LENGTH	DEBİ (m³/h) FLOW	DEBİ (L/dak) FLOW
LCSN515	1,0	100	1,2 x 4,2	0,10	1,7
	1,5	150	1,2 x 4,3	0,13	2,1
	2,1	210	1,5 x 4,5	0,15	2,5
	2,5	250	1,5 x 4,5	0,16	2,7
	3,0	300	1,5 x 4,5	0,17	2,8
RCSN515	1,0	100	1,2 x 4,2	0,10	1,7
	1,5	150	1,2 x 4,3	0,13	2,1
	2,1	210	1,5 x 4,5	0,15	2,5
	2,5	250	1,5 x 4,5	0,16	2,7
	3,0	300	1,5 x 4,5	0,17	2,8
SSN530	1,0	100	1,2 x 8,5	0,21	3,5
	1,5	150	1,2 x 9,0	0,25	4,2
	2,1	210	1,5 x 9,1	0,30	5,0
	2,5	250	1,5 x 9,1	0,33	5,5
	3,0	300	1,5 x 9,1	0,34	5,7
SSN918	1,0	100	2,4 x 5,2	0,27	4,5
	1,5	150	2,7 x 5,5	0,33	5,5
	2,1	210	2,7 x 5,5	0,39	6,5
	2,5	250	2,7 x 5,5	0,43	7,1
	3,0	300	2,7 x 5,5	0,47	7,9
CNS530	1,0	100	1,2 x 8,5	0,21	3,5
	1,5	150	1,2 x 9,0	0,25	4,2
	2,1	210	1,5 x 9,1	0,30	5,0
	2,5	250	1,5 x 9,1	0,33	5,5
	3,0	300	1,5 x 9,1	0,34	5,7
CNS515	1,0	100	1,1 x 4,2	0,10	1,7
	1,5	150	1,2 x 4,3	0,13	2,1
	2,1	210	1,5 x 4,5	0,15	2,5
	2,5	250	1,5 x 4,5	0,16	2,7
	3,0	300	1,5 x 4,5	0,17	2,8

LCSN515
Sol Köşe
Şerit Tipi Nozul
Left corner strip
type nozzle



RCSN515
Sağ Köşe
Şerit Tipi Nozul
Right corner strip
type nozzle



SSN530
Şerit Tipi Nozul
Strip type nozzle



SSN918
Orta
Şerit Tipi Nozul
Center corner strip
nozzle



CNS530
Merkez
Şerit Tipi Nozul
Center corner strip
nozzle



CNS515
Son
Şerit Tipi Nozul
End corner strip
nozzle



SSN918



SSN530



RCSN515



LCSN515



CNS530



CNS515

KOD CODE	NOZUL RENGİ NOZZLE COLOR	TANIM DEFINITION	ATIŞ MESAFESİ (m) THROW DISTANCE (m)	AMBALAJ ADEDİ PACKING QUANTITY	KUTU ADEDİ BOX QUANTITY
SSN530	● Black	Şerit tipi nozul Corner strip nozzles	1.5 x 9.1	25	250
LCSN515		Sol köşe şerit tipi nozul Left corner strip type nozzle	1.50 x 4.50	25	250
RCSN515		Sağ köşe şerit tipi nozul Right corner strip type nozzle	1.50 x 4.50	25	250
SSN918		Orta şerit köşe nozulu Central strip corner nozzle	2.70 x 5.50	25	250
CNS530		Merkez şerit tipi nozul Center strip type nozzle	1.50 x 9.10	25	250
CNS515		Son şerit tipi nozul End strip type nozzle	1.50 x 4.50	25	250

Elektrofüzyon ve Spigot Ek Parçaları

Electrofusion & Spigot Fittings

Daha hızlı, daha sağlam ve daha kalıcı bağlantılar
Faster, more solid and more permanent connections

POELSANEF+
ELECTROFUSION

Özellikler | Specifications

+ Uzun Ömürlü Kullanım

Dayanıklı ve sızdırmaz yapısı sayesinde sistemin ömrünü uzatır.

Long-Lasting Use

Prolongs the life of the system thanks to its durable and leak-proof structure.

+ Sağlıklı İçme Suyu

Zararlı kimyasal madde içermediği için suyun doğal tadını ve kokusunu korur.

Healthy Drinking Water

Since it does not contain harmful chemicals, it preserves the natural taste and smell of water.

+ İdeal Kaynak Süresi

Hızlı ve güvenilir bağlantılar kurmayı sağlar.

Ideal Welding Time

Provides fast and safe connections.

+ Yüksek Kaliteli Malzeme

EN 12201-3, EN 1555-3 standartlarına uygun üretilir.

High Quality Material

Produced in accordance with EN 12201-3, EN 1555-3 standards.



TS EN 12201-3



TS EN 1555-3

GARANTİ VERİLEN BASINÇ DEĞERİ

GUARANTEED PRESSURE VALUE

Ø 20 mm - Ø 160 mm (Su/Water) : PN 16

Ø 20 mm - Ø 160 mm (Gaz/Gas) : PN 10

KULLANIM ALANLARI

INSTALLATION AREAS

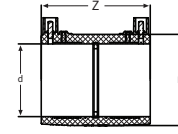
Polietilen Su ve Doğalgaz Sistemleri

Polyethylene Water and Natural Gas Systems

KOD/CODE	EBAT/SIZE			BASINÇ DEĞERİ / PN PRESSURE VALUE	AMBALAJ ADEDİ PACKING QUANTITY	KOLİ ADEDİ BOX QUANTITY
	d(mm)	Z(mm)	D(mm)			
EF16010101	20	63	30	16	1	400
EF16010202	25	70	38	16	1	330
EF16010303	32	70	44	16	1	270
EF16010404	40	74	50	16	1	210
EF16010505	50	83	62	16	1	165
EF16010606	63	95	80	16	1	104
EF16010707	75	103	95	16	1	69
EF16010808	90	116	113	16	1	45
EF16010909	110	140	136	16	1	24
EF16011010	125	150	154	16	1	14
EF16011111	140	160	171	16	1	12
EF16011212	160	170	196	16	1	12

EF MANŞON EF COUPLING

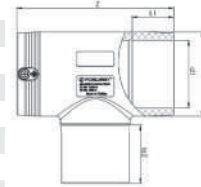
PE 100 SDR11



KOD/CODE	EBAT/SIZE					BASINÇ DEĞERİ / PN PRESSURE VALUE	AMBALAJ ADEDİ PACKING QUANTITY	KOLİ ADEDİ BOX QUANTITY
	d1(mm)	D(mm)	L1(mm)	le(mm)	Z(mm)			
EF16020101	20	31,5	34	42	92	16	1	220
EF16020202	25	36,5	34	42	97	16	1	180
EF16020303	32	43,5	35	45	103,5	16	1	130
EF16020404	40	52	37,5	50	118	16	1	100
EF16020505	50	63,5	40	56	134	16	1	55
EF16020606	63	79	46	63	162	16	1	38
EF16020707	75	94	50	70,5	181	16	1	21
EF16020808	90	113	56,5	79,5	210	16	1	13
EF16020909	110	138	68,5	85	256	16	*	*
EF16021010	125	154,5	73,5	88	273,5	16	*	*
EF16021111	140	174	78,5	92	300,5	16	*	*
EF16021212	160	197,5	83	109	338	16	*	*

EF EŞİT TE EF EQUAL TEE

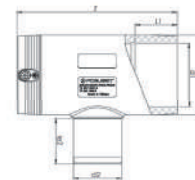
PE 100 SDR11



KOD/CODE	EBAT/SIZE						BASINÇ DEĞERİ / PN PRESSURE VALUE	AMBALAJ ADEDİ PACKING QUANTITY	KOLİ ADEDİ BOX QUANTITY
	d1(mm)	d2(mm)	D(mm)	Z(mm)	L1(mm)	le2(mm)			
EF16030504	50	40	63,5	134	40	50	16	1	60
EF16030603	63	32	79	162	46	45	16	1	45
EF16030604	63	40	79	162	46	50	16	1	45
EF16030605	63	50	79	162	46	56	16	1	42
EF16030706	75	63	94	181	50	64	16	*	*
EF16030806	90	63	113	210	56,5	64	16	1	16
EF16030906	110	63	138	256	68,5	64	16	*	*
EF16030908	110	90	138	256	68,5	80	16	*	*

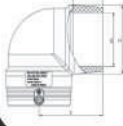
EF İNEGAL TE EF REDUCING TEE

PE 100 SDR11



EF DİRSEK 90°

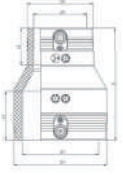
EF 90° ELBOW
PE 100 SDR11



KOD/CODE	EBAT/SIZE				BASINÇ DEĞERİ / PN PRESSURE VALUE	AMBALAJ ADEDİ PACKING QUANTITY	KOLİ ADEDİ BOX QUANTITY
	d1(mm)	D(mm)	Z(mm)	L1(mm)			
EF16040303	32	43,5	54,5	35	16	1	160
EF16040404	40	51,5	61	37,5	16	1	140
EF16040505	50	62,5	70	40	16	1	80
EF16040606	63	78,5	82,5	46	16	1	53
EF16040707	75	91,5	93	50	16	*	*
EF16040808	90	114,5	110	56,5	16	*	*
EF16040909	110	132,5	133	68,5	16	*	*
EF16041010	125	149,5	144	73,5	16	*	*
EF16041111	140	167	159	78,5	16	*	*
EF16041212	160	190,5	172	83	16	*	*

EF REDÜKSİYON

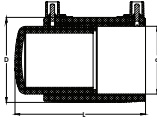
EF REDUCER
PE 100 SDR11



KOD/CODE	EBAT/SIZE							BASINÇ DEĞERİ / PN PRESSURE VALUE	AMBALAJ ADEDİ PACKING QUANTITY	KOLİ ADEDİ BOX QUANTITY
	d1(mm)	d2(mm)	D1(mm)	D2(mm)	L1(mm)	L2(mm)	Z(mm)			
EF16060302	32	25	43	34,5	35	37,5	79	16	1	**
EF16060403	40	32	51,5	41,5	37,5	40,5	85	16	1	**
EF16060503	50	32	62,5	41,5	40	40	96	16	1	**
EF16060504	50	40	62,5	51,5	40	44	93	16	1	**
EF16060603	63	32	78,5	41,5	46	39	112	16	1	**
EF16060604	63	40	78,5	51,5	46	42	108	16	1	**
EF16060605	63	50	78,5	62,5	46	46,5	104	16	1	**
EF16060706	75	63	91,5	78,5	50	50,5	110,5	16	1	**
EF16060806	90	63	109,5	78,5	56,5	52	132	16	1	**
EF16060906	110	63	132,5	78,5	68,5	50,5	160	16	1	**
EF16060908	110	90	132,5	109,5	68,5	62	148	16	1	**
EF16061008	125	90	149,5	109,5	70,5	66	167	16	1	**
EF16061208	160	90	190,5	109,5	83	66	210	16	1	**
EF16061209	160	110	190,5	132,5	83	73,5	200	16	1	**

EF KÖR TAPA KİT

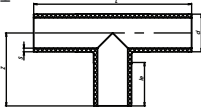
EF END CAP KIT
PE 100 SDR11



KOD/CODE	d(mm)	EBAT/SIZE		BASINÇ DEĞERİ / PN PRESSURE VALUE	AMBALAJ ADEDİ PACKING QUANTITY	KOLİ ADEDİ BOX QUANTITY
		L(mm)	D (mm)			
EF16170101	20	79,5	31,65	16	1	370
EF16170202	25	84	39,2	16	1	300
EF16170303	32	87	44,6	16	1	260
EF16170404	40	97,2	51,6	16	1	210
EF16170505	50	107,5	64	16	1	125
EF16170606	63	122	79,5	16	1	90
EF16170707	75	136,5	94,5	16	1	56
EF16170808	90	158,8	113,6	16	1	30
EF16170909	110	169,5	137,5	16	1	22
EF16171010	125	185	154,5	16	1	13
EF16171111	140	205,5	167,5	16	1	10
EF16171212	160	206,2	196,5	16	1	8

SPİGOT EŞİT TE

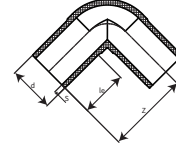
SPIGOT EQUAL TEE
PE 100 SDR11



KOD/CODE	d(mm)	EBAT/SIZE				BASINÇ DEĞERİ / PN PRESSURE VALUE	AMBALAJ ADEDİ PACKING QUANTITY	KOLİ ADEDİ BOX QUANTITY
		S(mm)	le(mm)	L(mm)	Z(mm)			
SP16020101	20	3	42	148	72	16	10	350
SP16020202	25	3	42	155	76	16	10	240
SP16020303	32	3	45	168	83	16	10	160
SP16020404	40	4	50	188	91	16	5	80
SP16020505	50	5	56	210	97	16	5	55
SP16020606	63	6	64	221	111	16	1	40
SP16020707	75	7	71	270	134	16	1	21
SP16020808	90	8	80	300	150	16	1	12
SP16020909	110	10	83	332	168	16	1	10
SP16021010	125	11	88	364	182	16	1	6
SP16021111	140	13	93	380	190	16	1	4
SP16021212	160	15	99	430	215	16	1	2

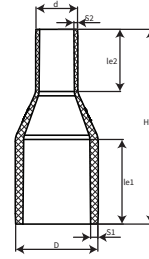
KOD/CODE	EBAT/SİZE				BASINÇ DEĞERİ / PN PRESSURE VALUE	AMBALAJ ADEDİ PACKING QUANTITY	KOLİ ADEDİ BOX QUANTITY
	d(mm)	S(mm)	le(mm)	Z(mm)			
SP16040101	20	3	42	63	16	10	900
SP16040202	25	3	42	62	16	10	560
SP16040303	32	3	45	71	16	10	320
SP16040404	40	4	50	78	16	5	180
SP16040505	50	5	56	89	16	5	110
SP16040606	63	6	64	113	16	1	60
SP16040707	75	7	71	120	16	1	36
SP16040808	90	8	80	142	16	1	24
SP16040909	110	10	83	164	16	1	14
SP16041010	125	11	88	166	16	1	11
SP16041111	140	13	94	178	16	1	7
SP16041212	160	15	99	211	16	1	4

SPİGOT DİRSEK 90° SPIGOT ELBOW 90° PE 100 SDR11



KOD/CODE	EBAT/SİZE							BASINÇ DEĞERİ / PN PRESSURE VALUE	AMBALAJ ADEDİ PACKING QUANTITY	KOLİ ADEDİ BOX QUANTITY
	D(mm)	d(mm)	S1(mm)	S2(mm)	le1(mm)	le2(mm)	H(mm)			
SP16060201	25	20	3	3	42	42	112	16	10	70
SP16060301	32	20	3	3	45	42	112	16	10	60
SP16060302	32	25	3	3	45	42	112	16	10	60
SP16060402	40	25	4	3	50	42	120	16	5	50
SP16060403	40	32	4	3	50	45	120	16	5	50
SP16060502	50	25	5	3	56	42	131	16	5	40
SP16060503	50	32	5	3	56	45	131	16	5	40
SP16060504	50	40	5	4	56	50	131	16	5	40
SP16060602	63	25	6	3	64	42	143	16	2	140
SP16060603	63	32	6	3	64	45	150	16	2	140
SP16060604	63	40	6	4	64	50	150	16	2	140
SP16060605	63	50	6	5	64	56	150	16	2	120
SP16060703	75	32	6	3	71	45	170	16	2	80
SP16060704	75	40	6	4	71	50	170	16	2	80
SP16060705	75	50	6	5	71	56	175	16	2	80
SP16060706	75	63	6	6	71	64	175	16	2	80
SP16060805	90	50	8	5	80	56	190	16	1	50
SP16060806	90	63	8	6	80	64	196	16	1	50
SP16060807	90	75	8	7	80	71	200	16	1	48
SP16060905	110	50	10	5	83	56	208	16	1	30
SP16060906	110	63	10	6	83	64	210	16	1	30
SP16060907	110	75	10	7	83	71	214	16	1	27
SP16060908	110	90	10	8	83	80	214	16	1	27
SP16061006	125	63	11	6	88	64	195	16	1	27
SP16061007	125	75	11	7	88	71	210	16	1	23
SP16061008	125	90	11	8	88	80	222	16	1	23
SP16061009	125	110	11	10	88	83	222	16	1	22
SP16061107	140	75	13	7	93	71	225	16	1	19
SP16061108	140	90	13	8	93	80	225	16	1	18
SP16061109	140	110	13	10	93	83	225	16	1	17
SP16061110	140	125	13	11	93	88	225	16	1	15
SP16061208	160	90	15	8	99	80	250	16	1	11
SP16061209	160	110	15	10	99	83	250	16	1	10
SP16061210	160	125	15	11	99	88	250	16	1	10
SP16061211	160	140	15	13	99	93	250	16	1	9

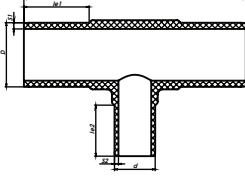
SPİGOT REDÜKSİYON SPIGOT REDUCER PE 100 SDR11



SPİGOT İNEGAL TE

SPIGOT REDUCED TEE

PE 100 SDR11

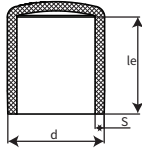


KOD/CODE	EBAT/SIZE							BASINÇ DEĞERİ / PN PRESSURE VALUE	AMBALAJ ADEDİ PACKING QUANTITY	KOLİ ADEDİ BOX QUANTITY
	D(mm)	d(mm)	S1(mm)	S2(mm)	le1(mm)	le2(mm)	H(mm)			
SP16030503	50	32	5	3	56	45	210	16	1	65
SP16030603	63	32	6	3	64	45	216	16	1	45
SP16030604	63	40	6	4	64	50	216	16	1	45
SP16030605	63	50	6	5	64	56	216	16	1	40
SP16030703	75	32	7	3	71	45	260	16	1	30
SP16030705	75	50	7	5	71	56	260	16	1	27
SP16030706	75	63	7	6	71	64	260	16	1	26
SP16030805	90	50	8	5	80	56	298	16	1	17
SP16030806	90	63	8	6	80	64	298	16	1	17
SP16030807	90	75	8	7	80	71	298	16	1	17
SP16030905	110	50	10	5	83	56	333	16	1	12
SP16030906	110	63	10	6	83	64	333	16	1	12
SP16030907	110	75	10	7	83	71	333	16	1	11
SP16030908	110	90	10	8	83	80	333	16	1	10
SP16031008	125	90	11	8	88	80	362	16	1	6
SP16031009	125	110	11	10	88	83	362	16	1	6
SP16031108	140	90	13	8	93	80	386	16	1	6
SP16031109	140	110	13	10	93	83	386	16	1	5
SP16031206	160	63	15	6	99	64	417	16	1	3
SP16031207	160	75	15	7	99	71	417	16	1	3
SP16031208	160	90	15	8	99	80	417	16	1	3
SP16031209	160	110	15	10	99	83	417	16	1	3
SP16031210	160	125	15	12	99	88	417	16	1	3
SP16031211	160	140	15	13	99	93	417	16	1	2

SPİGOT KÖR TAPA

SPIGOT END CAP

PE 100 SDR11

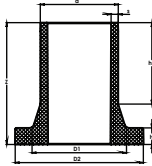


KOD/CODE	EBAT/SIZE			BASINÇ DEĞERİ / PN PRESSURE VALUE	AMBALAJ ADEDİ PACKING QUANTITY	KOLİ ADEDİ BOX QUANTITY
	d(mm)	S(mm)	le(mm)			
SP16070101	20	3	42	16	10	3000
SP16070202	25	3	43	16	10	1800
SP16070303	32	3	45	16	10	1000
SP16070404	40	4	50	16	5	500
SP16070505	50	5	56	16	5	300
SP16070606	63	6	64	16	1	189
SP16070707	75	7	73	16	1	126
SP16070808	90	8	87	16	1	96
SP16070909	110	10	87	16	1	45
SP16071010	125	11	91	16	1	42
SP16071111	140	13	95	16	1	25
SP16071212	160	15	107	16	1	20

SPİGOT FLANŞ ADAPTÖRÜ

SPIGOT FLANGED ADAPTOR

PE 100 SDR11

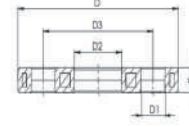


KOD/CODE	EBAT/SIZE							BASINÇ DEĞERİ / PN PRESSURE VALUE	AMBALAJ ADEDİ PACKING QUANTITY	KOLİ ADEDİ BOX QUANTITY
	d(mm)	D1(mm)	D2(mm)	h1(mm)	H(mm)	S(mm)	Z(mm)			
SP16090101	20	27,5	45,5	61	9	3,3	74	16	2	650
SP16090202	25	34,5	59	62	10	3,2	75	16	2	450
SP16090303	32	43	68	62	10	3,2	62	16	2	260
SP16090404	40	52,5	79	62	11	3,8	89	16	2	180
SP16090505	50	62,5	88,5	63	12,5	4,7	89	16	2	140
SP16090606	63	76,5	103,5	67	13,5	6	98,5	16	1	85
SP16090707	75	89	123	91	16,5	7	126	16	1	50
SP16090808	90	107	139	105,5	17	8,4	136	16	1	33
SP16090909	110	125,5	158,5	114	18,5	10,3	150	16	1	18
SP16091010	125	134	159,5	116	20	12,2	159	16	1	15
SP16091111	140	156,5	188,5	128	25,5	13	176	16	1	12
SP16091212	160	178	213	133,5	25,5	15,2	180	16	1	11

KOD/CODE	EBAT/SIZE						BASINÇ DEĞERİ / PN PRESSURE VALUE	AMBALAJ PACKING	KOLİ BOX	PALET PALLET
	d(mm)	D(mm)	D3(mm)	D2(mm)	D1(mm)	K(mm)				
SP16100101	20	95	65	28	14	11	16	1	90	
SP16100202	25	105	76	34	14	11	16	1	66	
SP16100303	32	115	85	42	14	15	16	1	45	
SP16100404	40	140	100	51	18	15	16	1	31	
SP16100505	50	150	110	62	18	17,5	16	1	24	
SP16100606	63	165	125	78	18	17,5	16	1	20	
SP16100707	75	185	145	92	18	17,5	16	1		360
SP16100808	90	200	160	108	18	19	16	1		360
SP16100909	110	220	180	128	18	19	16	1		320
SP16101010	125	220	180	135	18	19	16	1		320
SP16101111	140	250	210	158	18	23	16	1		210
SP16101212	160	285	240	178	22	23	16	1		160

PP KAPLI FLANŞ PP FLANGE WITH CAP

PE 100 SDR11



- **Kaynak Çapı** : 20 mm - 500 mm
- **Güç & Akım** : 2400 W Çıkış Gücü, 60 Amp Maks. Akım
- **Dayanıklılık** : Çantalı IP64 Koruma Sınıfı
- **Hafıza** : 30.000 kaynak raporu hafızası
- **Garanti** : 3 Yıl
- **Ek Özellikler**

Kablosuz Barkod Okuyucu (OPS), Kazıyıcı, Operatör Modu (Güvenlik), Kaynak yapılan noktayı gösteren ve kaydeden GPS Sistemi

Ağırlık	16,5 Kg
Boyutlar	530x400x180 mm
Çalışma Sıcaklığı	-20 °C / +60 °C
Giriş Voltajı/Çıkış Voltajı	170-270V AC/8-48 v AC

- **Welding Diameter** : 20 mm - 200 mm
- **Power & Current** : 2400 W Output Power, 60 Amp Maximum Current
- **Durability** : Carrying Case with IP64 Protection Class
- **Memory** : Capacity for 30,000 Welding Reports
- **Warranty** : 3 Years

● **Technical Specifications**
Additional Features: Wireless Barcode Reader (Optional), Scraper, Operator Mode (Safety), GPS System for Identifying and Recording Weld Locations

Weight	16,5 Kg
Dimensions	530x400x180 mm
Operating Temperature	-20 °C / +60 °C
Input Voltage / Output Voltage	170-270V AC/8-48 v AC

EFM001 POELSAN

Elektrofüzyon Kaynak Makinası Electrofusion Welding Machine



* Ambalaj ve koli bilgisi için müşteri temsilciniz ile iletişime geçiniz.

* For packaging and parcel information, please contact your customer representative.

Mavi Seri

Blue Series

Özellikler

Specifications

- + **Darbelere karşı dayanıklı, yüksek kaliteli polipropilen hammaddeden üretilmiştir.**
It has been produced from high quality polypropylene raw material and it has resistance to impact.
- + **Borulardaki ölçü farklılıklarından veya ovalikten oluşabilecek sorunları konik sıkma özelliği sayesinde önler.**
Thanks to the conical tightening feature, it prevents the problems that may occur because of the size differences or ovality in pipes.
- + **UV ışınlarını geçirmediği için yosunlanmaya ve bakteri üremesine izin vermez.**
They prevent alga and bacteria forming due to UV proof (ultraviolet beam) structure.

V-ring seçeneği ile montajınızı daha kolay hale getirin.

Make your installation easier with the v-ring option.
Ø20 - Ø110mm Adaptörler | Adaptors



GARANTİ VERİLEN BASINÇ DEĞERİ
GUARANTEED PRESSURE VALUE
Ø 16 mm - Ø 110 mm: PN 16
Ø 125 mm: PN 10

KULLANIM ALANLARI
INSTALLATION AREAS



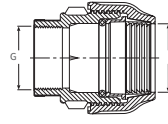
- + **Oringi kauçuktan üretilmekte olup yüksek basınç altında sızdırmazlık sağlar.**
O-rings are made of rubber and provide leakproofness under high pressure.
- + **İç yüzeyleri homojen ve gözeneksizdir.**
It has a homogeneous and non-porous inner surface.
- + **Suyun kokusunu ve tadını değiştirebilecek zararlı bileşikler içermez.**
It does not contain any harmful compounds which can change the taste or the smell of the water.
- + **Dişi ürünlerimiz, korozyona dayanıklı metal yüzük sayesinde değişken sıcaklıklarda yüksek sızdırmazlık sağlar.**
Female threaded products provide high leakproofness in changeable temperature values thanks to corrosion resistant reinforcing ring.
- + **Diş ölçüleri ISO 7-1 Standardına uygundur.**
Thread sizes are compatible with ISO 7-1 Standard.
- + **ISO 17885 Standardına uygundur.**
It is compatible with ISO 17885 Standard.



Testler Tests



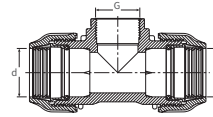
KOD/CODE	EBAT/SIZE d x G	BASINÇ DEĞERİ / PN PRESSURE VALUE	AMBALAJ ADEDİ PACKING QUANTITY	KOLİ ADEDİ BOX QUANTITY
10008111	20 x 1/2"	16	50	700
10008112	20 x 3/4"	16	50	550
10008121	25 x 1/2"	16	25	450
10008122	25 x 3/4"	16	25	450
10008123	25 x 1"	16	25	350
10008132	32 x 3/4"	16	25	275
10008133	32 x 1"	16	25	250
10008134	32 x 1 1/4"	16	25	200
10008143	40 x 1"	16	15	150
10008144	40 x 1 1/4"	16	15	150
10008145	40 x 1 1/2"	16	15	135
10008154	50 x 1 1/4"	16	10	90
10008155	50 x 1 1/2"	16	10	90
10008156	50 x 2"	16	10	80
10008165	63 x 1 1/2"	16	6	54
10008166	63 x 2"	16	6	48
10008167	63 x 2 1/2"	16	6	48
10008176	75 x 2"	16	4	32
10008177	75 x 2 1/2"	16	4	32
10008178	75 x 3"	16	4	28
10008186	90 x 2"	16	4	16
10008187	90 x 2 1/2"	16	4	16
10008188	90 x 3"	16	4	16
10008189	90 x 4"	16	4	12
10008195	110 x 2"	16	2	12
10008196	110 x 2 1/2"	16	2	12
10008197	110 x 3"	16	2	12
10008198	110 x 4"	16	2	12



**KABLİN
DİŞİ**
FEMALE ADAPTOR
GALVANİZ METAL YÜZÜKLÜ
GALVANIZED REINFORCING RING



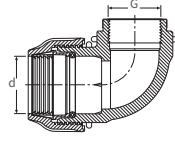
KOD/CODE	EBAT/SIZE d x G x d	BASINÇ DEĞERİ / PN PRESSURE VALUE	AMBALAJ ADEDİ PACKING QUANTITY	KOLİ ADEDİ BOX QUANTITY
10008311	20 x 1/2" x 20	16	15	270
10008312	20 x 3/4" x 20	16	15	240
10008321	25 x 1/2" x 25	16	10	200
10008322	25 x 3/4" x 25	16	10	180
10008323	25 x 1" x 25	16	10	160
10008331	32 x 1/2" x 32	16	10	120
10008332	32 x 3/4" x 32	16	10	110
10008333	32 x 1" x 32	16	10	100
10008334	32 x 1 1/4" x 32	16	10	100
10008342	40 x 3/4" x 40	16	5	60
10008343	40 x 1" x 40	16	5	60
10008344	40 x 1 1/4" x 40	16	5	55
10008345	40 x 1 1/2" x 40	16	5	50
10008352	50 x 3/4" x 50	16	4	40
10008353	50 x 1" x 50	16	4	40
10008354	50 x 1 1/4" x 50	16	4	40
10008355	50 x 1 1/2" x 50	16	4	40
10008356	50 x 2" x 50	16	4	32
10008363	63 x 1" x 63	16	3	24
10008364	63 x 1 1/4" x 63	16	3	21
10008365	63 x 1 1/2" x 63	16	3	21
10008366	63 x 2" x 63	16	3	21
10008367	63 x 2 1/2" x 63	16	3	18
10008376	75 x 2" x 75	16	1	14
10008377	75 x 2 1/2" x 75	16	1	12
10008378	75 x 3" x 75	16	1	12
10008387	90 x 2 1/2" x 90	16	1	8
10008388	90 x 3" x 90	16	1	6
10008389	90 x 4" x 90	16	1	7
10008396	110 x 2 1/2" x 110	16	1	6
10008397	110 x 3" x 110	16	1	5
10008398	110 x 4" x 110	16	1	4



**KABLİN
DİŞİ TE**
FEMALE TEE
GALVANİZ METAL YÜZÜKLÜ
GALVANIZED REINFORCING RING

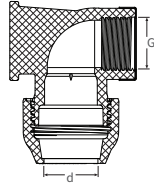


**KABLİN
DİŞİ DİRSEK**
FEMALE ELBOW
GALVANİZ METAL YÜZÜKLÜ
GALVANIZED REINFORCING RING



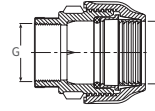
KOD/CODE	EBAT/SIZE d x G	BASINÇ DEĞERİ / PN PRESSURE VALUE	AMBALAJ ADEDİ PACKING QUANTITY	KOLİ ADEDİ BOX QUANTITY
10008511	20 x 1/2"	16	25	550
10008512	20 x 3/4"	16	25	450
10008521	25 x 1/2"	16	15	330
10008522	25 x 3/4"	16	15	330
10008523	25 x 1"	16	15	270
10008532	32 x 3/4"	16	10	220
10008533	32 x 1"	16	10	180
10008534	32 x 1 1/4"	16	10	150
10008543	40 x 1"	16	5	120
10008544	40 x 1 1/4"	16	5	100
10008545	40 x 1 1/2"	16	5	90
10008554	50 x 1 1/4"	16	4	72
10008555	50 x 1 1/2"	16	4	60
10008556	50 x 2"	16	4	52
10008565	63 x 1 1/2"	16	4	40
10008566	63 x 2"	16	4	40
10008567	63 x 2 1/2"	16	4	32
10008576	75 x 2"	16	2	24
10008577	75 x 2 1/2"	16	2	20
10008578	75 x 3"	16	2	18
10008587	90 x 2 1/2"	16	1	14
10008588	90 x 3"	16	1	13
10008589	90 x 4"	16	1	10
10008597	110 x 3"	16	1	8
10008598	110 x 4"	16	1	8

**KABLİN
DUVAR DESTEKLİ
DİŞİ DİRSEK**
WALL SUPPORTED
FEMALE ELBOW
GALVANİZ METAL YÜZÜKLÜ
GALVANIZED REINFORCING RING



KOD/CODE	EBAT/SIZE d x G	BASINÇ DEĞERİ / PN PRESSURE VALUE	AMBALAJ ADEDİ PACKING QUANTITY	KOLİ ADEDİ BOX QUANTITY
10008711	20 x 1/2"	16	25	350
10008721	25 x 1/2"	16	15	240
10008722	25 x 3/4"	16	15	240
10008733	32 x 1"	16	10	120
10008744	40 x 1 1/4"	16	5	80

KOD/CODE	EBAT/SIZE d x G	BASINÇ DEĞERİ / PN PRESSURE VALUE	AMBALAJ ADEDİ PACKING QUANTITY	KOLİ ADEDİ BOX QUANTITY
10007101	16 x ½"	16	50	800
10007102	16 x ¾"	16	50	650
10007111	20 x ½"	16	50	700
10007112	20 x ¾"	16	50	550
10007121	25 x ½"	16	25	450
10007122	25 x ¾"	16	25	450
10007123	25 x 1"	16	25	350
10007132	32 x ¾"	16	25	275
10007133	32 x 1"	16	25	250
10007134	32 x 1 ¼"	16	25	225
10007143	40 x 1"	16	15	150
10007144	40 x 1 ¼"	16	15	150
10007145	40 x 1 ½"	16	15	135
10007154	50 x 1 ¼"	16	10	90
10007155	50 x 1 ½"	16	10	90
10007156	50 x 2"	16	10	80
10007165	63 x 1 ½"	16	6	54
10007166	63 x 2"	16	6	48
10007167	63 x 2 ½"	16	6	48
10007176	75 x 2"	16	4	32
10007177	75 x 2 ½"	16	4	32
10007178	75 x 3"	16	4	28
10007186	90 x 2"	16	4	16
10007187	90 x 2 ½"	16	4	16
10007188	90 x 3"	16	4	16
10007189	90 x 4"	16	4	12
10007195	110 x 2"	16	2	12
10007196	110 x 2 ½"	16	2	12
10007197	110 x 3"	16	2	12
10007198	110 x 4"	16	2	12

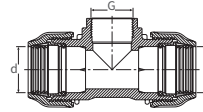


KABLİN DİŞİ FEMALE ADAPTOR

PASLANMAZ METAL YÜZÜKLÜ (AISI430)
STAINLESS STEEL REINFORCING RING



KOD/CODE	EBAT/SIZE d x G x d	BASINÇ DEĞERİ / PN PRESSURE VALUE	AMBALAJ ADEDİ PACKING QUANTITY	KOLİ ADEDİ BOX QUANTITY
10007301	16 x ½" x 16	16	15	300
10007311	20 x ½" x 20	16	15	270
10007312	20 x ¾" x 20	16	15	240
10007321	25 x ½" x 25	16	10	200
10007322	25 x ¾" x 25	16	10	180
10007323	25 x 1" x 25	16	10	160
10007331	32 x ½" x 32	16	10	120
10007332	32 x ¾" x 32	16	10	110
10007333	32 x 1" x 32	16	10	100
10007334	32 x 1 ¼" x 32	16	10	100
10007342	40 x ¾" x 40	16	5	60
10007343	40 x 1" x 40	16	5	60
10007344	40 x 1 ¼" x 40	16	5	55
10007345	40 x 1 ½" x 40	16	5	50
10007352	50 x ¾" x 50	16	4	40
10007353	50 x 1" x 50	16	4	40
10007354	50 x 1 ¼" x 50	16	4	40
10007355	50 x 1 ½" x 50	16	4	40
10007356	50 x 2" x 50	16	4	32
10007363	63 x 1" x 63	16	3	21
10007364	63 x 1 ¼" x 63	16	3	21
10007365	63 x 1 ½" x 63	16	3	21
10007366	63 x 2" x 63	16	3	21
10007367	63 x 2 ½" x 63	16	3	18
10007376	75 x 2" x 75	16	1	14
10007377	75 x 2 ½" x 75	16	1	12
10007378	75 x 3" x 75	16	1	12
10007387	90 x 2 ½" x 90	16	1	8
10007388	90 x 3" x 90	16	1	6
10007389	90 x 4" x 90	16	1	7
10007396	110 x 2 ½" x 110	16	1	6
10007397	110 x 3" x 110	16	1	5
10007398	110 x 4" x 110	16	1	4

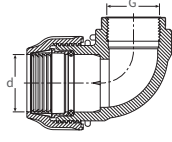


KABLİN DİŞİ TE FEMALE TEE

PASLANMAZ METAL YÜZÜKLÜ (AISI430)
STAINLESS STEEL REINFORCING RING

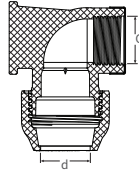


**KABLİN
DİŞİ DİRSEK**
FEMALE ELBOW
PASLANMAZ METAL YÜZÜKLÜ (AISI430)
STAINLESS STEEL REINFORCING RING



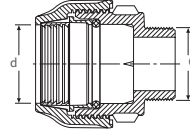
KOD/CODE	EBAT/SIZE d x G	BASINÇ DEĞERİ / PN PRESSURE VALUE	AMBALAJ ADEDİ PACKING QUANTITY	KOLİ ADEDİ BOX QUANTITY
10007501	16 x 1/2"	16	25	600
10007502	16 x 3/4"	16	25	500
10007511	20 x 1/2"	16	25	550
10007512	20 x 3/4"	16	25	450
10007521	25 x 1/2"	16	15	360
10007522	25 x 3/4"	16	15	330
10007523	25 x 1"	16	15	270
10007532	32 x 3/4"	16	10	220
10007533	32 x 1"	16	10	180
10007534	32 x 1 1/4"	16	10	150
10007543	40 x 1"	16	5	120
10007544	40 x 1 1/4"	16	5	100
10007545	40 x 1 1/2"	16	5	90
10007554	50 x 1 1/4"	16	4	72
10007555	50 x 1 1/2"	16	4	60
10007556	50 x 2"	16	4	52
10007565	63 x 1 1/2"	16	4	40
10007566	63 x 2"	16	4	40
10007567	63 x 2 1/2"	16	4	32
10007576	75 x 2"	16	2	24
10007577	75 x 2 1/2"	16	2	20
10007578	75 x 3"	16	2	18
10007587	90 x 2 1/2"	16	1	14
10007588	90 x 3"	16	1	13
10007589	90 x 4"	16	1	10
10007597	110 x 3"	16	1	8
10007598	110 x 4"	16	1	8

**KABLİN
DUVAR DESTEKLİ
DİŞİ DİRSEK**
WALL SUPPORTED
FEMALE ELBOW
PASLANMAZ METAL YÜZÜKLÜ (AISI430)
STAINLESS STEEL REINFORCING RING



KOD/CODE	EBAT/SIZE d x G	BASINÇ DEĞERİ / PN PRESSURE VALUE	AMBALAJ ADEDİ PACKING QUANTITY	KOLİ ADEDİ BOX QUANTITY
10007711	20 x 1/2"	16	25	350
10007721	25 x 1/2"	16	15	240
10007722	25 x 3/4"	16	15	240
10007733	32 x 1"	16	10	120
10007744	40 x 1 1/4"	16	5	80

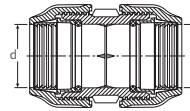
KOD/CODE	EBAT/SIZE d x G	BASINÇ DEĞERİ / PN PRESSURE VALUE	AMBALAJ ADEDİ PACKING QUANTITY	KOLİ ADEDİ BOX QUANTITY
10001001	16 x 1/2"	16	50	900
10001002	16 x 3/4"	16	50	300
10001011	20 x 1/2"	16	50	800
10001012	20 x 3/4"	16	50	700
10001021	25 x 1/2"	16	25	550
10001022	25 x 3/4"	16	25	500
10001023	25 x 1"	16	25	450
10001031	32 x 1/2"	16	25	300
10001032	32 x 3/4"	16	25	300
10001033	32 x 1"	16	25	275
10001034	32 x 1 1/4"	16	25	250
10001043	40 x 1"	16	15	150
10001044	40 x 1 1/4"	16	15	150
10001045	40 x 1 1/2"	16	15	150
10001054	50 x 1 1/4"	16	10	90
10001055	50 x 1 1/2"	16	10	90
10001056	50 x 2"	16	10	90
10001065	63 x 1 1/2"	16	6	60
10001066	63 x 2"	16	6	54
10001067	63 x 2 1/2"	16	6	54
10001076	75 x 2"	16	4	32
10001077	75 x 2 1/2"	16	4	32
10001078	75 x 3"	16	4	32
10001086	90 x 2"	16	4	20
10001087	90 x 2 1/2"	16	4	16
10001088	90 x 3"	16	4	16
10001089	90 x 4"	16	4	16
10001095	110 x 2"	16	2	12
10001096	110 x 2 1/2"	16	2	12
10001097	110 x 3"	16	2	12
10001098	110 x 4"	16	2	12
109919	125 x 4"	10	2	8
109910	125 x 5"	10	2	8



KABLİN ERKEK MALE ADAPTOR



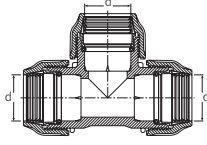
KOD/CODE	EBAT/SIZE d x d	BASINÇ DEĞERİ / PN PRESSURE VALUE	AMBALAJ ADEDİ PACKING QUANTITY	KOLİ ADEDİ BOX QUANTITY
10002000	16 x 16	16	25	475
10002011	20 x 20	16	25	425
10002022	25 x 25	16	25	300
10002033	32 x 32	16	10	170
10002044	40 x 40	16	10	90
10002055	50 x 50	16	6	60
10002066	63 x 63	16	5	35
10002077	75 x 75	16	2	18
10002088	90 x 90	16	2	10
10002099	110 x 110	16	1	8
209999	125 x 125	10	1	4



KABLİN MANŞON COUPLING

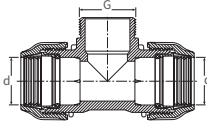


KABLİN TE TEE



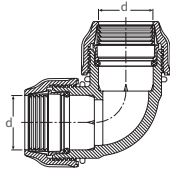
KOD/CODE	EBAT/SIZE d x d x d	BASINÇ DEĞERİ / PN PRESSURE VALUE	AMBALAJ ADEDİ PACKING QUANTITY	KOLİ ADEDİ BOX QUANTITY
10002500	16 x 16 x 16	16	15	270
10002511	20 x 20 x 20	16	15	240
10002522	25 x 25 x 25	16	10	150
10002533	32 x 32 x 32	16	5	80
10002544	40 x 40 x 40	16	5	50
10002555	50 x 50 x 50	16	4	32
10002566	63 x 63 x 63	16	3	18
10002577	75 x 75 x 75	16	1	10
10002588	90 x 90 x 90	16	1	5
10002599	110 x 110 x 110	16	1	3
259999	125 x 125 x 125	10	1	2

KABLİN ERKEK TE MALE TEE



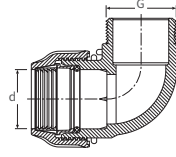
KOD/CODE	EBAT/SIZE d x G x d	BASINÇ DEĞERİ / PN PRESSURE VALUE	AMBALAJ ADEDİ PACKING QUANTITY	KOLİ ADEDİ BOX QUANTITY
10003001	16 x 1/2" x 16	16	15	330
10003011	20 x 1/2" x 20	16	15	300
10003012	20 x 3/4" x 20	16	15	300
10003021	25 x 1/2" x 25	16	10	200
10003022	25 x 3/4" x 25	16	10	200
10003023	25 x 1" x 25	16	10	180
10003032	32 x 3/4" x 32	16	10	120
10003033	32 x 1" x 32	16	10	110
10003034	32 x 1 1/4" x 32	16	10	100
10003043	40 x 1" x 40	16	5	70
10003044	40 x 1 1/4" x 40	16	5	60
10003045	40 x 1 1/2" x 40	16	5	55
10003053	50 x 1" x 50	16	4	44
10003054	50 x 1 1/4" x 50	16	4	44
10003055	50 x 1 1/2" x 50	16	4	40
10003056	50 x 2" x 50	16	4	32
10003064	63 x 1 1/4" x 63	16	3	27
10003065	63 x 1 1/2" x 63	16	3	24
10003066	63 x 2" x 63	16	3	21
10003067	63 x 2 1/2" x 63	16	3	18
10003076	75 x 2" x 75	16	1	16
10003077	75 x 2 1/2" x 75	16	1	14
10003078	75 x 3" x 75	16	1	12
10003086	90 x 2" x 90	16	1	9
10003087	90 x 2 1/2" x 90	16	1	8
10003088	90 x 3" x 90	16	1	8
10003089	90 x 4" x 90	16	1	6
10003096	110 x 2 1/2" x 110	16	1	6
10003097	110 x 3" x 110	16	1	5
10003098	110 x 4" x 110	16	1	5
309909	125 x 4" x 125	10	1	2
309910	125 x 5" x 125	10	1	2

KABLİN DİRSEK ELBOW



KOD/CODE	EBAT/SIZE d x d	BASINÇ DEĞERİ / PN PRESSURE VALUE	AMBALAJ ADEDİ PACKING QUANTITY	KOLİ ADEDİ BOX QUANTITY
10004000	16 x 16	16	25	450
10004011	20 x 20	16	25	400
10004022	25 x 25	16	15	240
10004033	32 x 32	16	10	140
10004044	40 x 40	16	5	75
10004055	50 x 50	16	4	44
10004066	63 x 63	16	4	28
10004077	75 x 75	16	2	16
10004088	90 x 90	16	1	8
10004099	110 x 110	16	1	5
409999	125 x 125	10	1	4

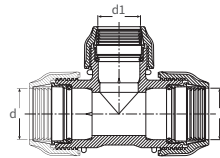
KOD/CODE	EBAT/SIZE d x G	BASINÇ DEĞERİ / PN PRESSURE VALUE	AMBALAJ ADEDİ PACKING QUANTITY	KOLİ ADEDİ BOX QUANTITY
10004501	16 x 1/2"	16	25	650
10004502	16 x 3/4"	16	25	600
10004511	20 x 1/2"	16	25	600
10004512	20 x 3/4"	16	25	550
10004521	25 x 1/2"	16	15	390
10004522	25 x 3/4"	16	15	390
10004523	25 x 1"	16	15	330
10004532	32 x 3/4"	16	10	240
10004533	32 x 1"	16	10	220
10004534	32 x 1 1/4"	16	10	180
10004543	40 x 1"	16	5	120
10004544	40 x 1 1/4"	16	5	120
10004545	40 x 1 1/2"	16	5	110
10004554	50 x 1 1/4"	16	4	72
10004555	50 x 1 1/2"	16	4	72
10004556	50 x 2"	16	4	64
10004565	63 x 1 1/2"	16	4	44
10004566	63 x 2"	16	4	40
10004567	63 x 2 1/2"	16	4	36
10004576	75 x 2"	16	2	24
10004577	75 x 2 1/2"	16	2	24
10004578	75 x 3"	16	2	20
10004587	90 x 2 1/2"	16	1	14
10004588	90 x 3"	16	1	14
10004589	90 x 4"	16	1	12
10004597	110 x 3"	16	1	8
10004598	110 x 4"	16	1	8
459910	125 x 5"	10	1	5



KABLİN ERKEK DİRSEK MALE ELBOW



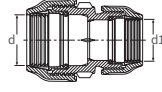
KOD/CODE	EBAT/SIZE d x d ₁ x d	BASINÇ DEĞERİ / PN PRESSURE VALUE	AMBALAJ ADEDİ PACKING QUANTITY	KOLİ ADEDİ BOX QUANTITY
10005510	20 x 16 x 20	16	10	285
10005521	25 x 20 x 25	16	10	180
10005531	32 x 20 x 32	16	5	120
10005532	32 x 25 x 32	16	5	100
10005542	40 x 25 x 40	16	5	65
10005543	40 x 32 x 40	16	5	55
10005552	50 x 25 x 50	16	4	40
10005553	50 x 32 x 50	16	4	40
10005554	50 x 40 x 50	16	4	40
10005562	63 x 25 x 63	16	3	24
10005563	63 x 32 x 63	16	3	24
10005564	63 x 40 x 63	16	3	21
10005565	63 x 50 x 63	16	3	21
10005575	75 x 50 x 75	16	1	14
10005576	75 x 63 x 75	16	1	12
10005586	90 x 63 x 90	16	1	8
10005587	90 x 75 x 90	16	1	7
10005596	110 x 63 x 110	16	1	6
10005597	110 x 75 x 110	16	1	4
10005598	110 x 90 x 110	16	1	4
559909	125 x 110 x 125	10	1	2



KABLİN REDÜKSİYON TE REDUCING TEE

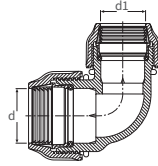


**KABLİN
REDÜKSİYON MANŞON**
REDUCING COUPLING



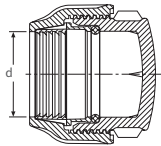
KOD/CODE	EBAT/SIZE d x d ₁	BASINÇ DEĞERİ / PN PRESSURE VALUE	AMBALAJ ADEDİ PACKING QUANTITY	KOLİ ADEDİ BOX QUANTITY
10006010	20 x 16	16	25	475
10006021	25 x 20	16	25	350
10006031	32 x 20	16	10	240
10006032	32 x 25	16	10	200
10006041	40 x 20	16	10	150
10006042	40 x 25	16	10	140
10006043	40 x 32	16	10	120
10006052	50 x 25	16	6	90
10006053	50 x 32	16	6	84
10006054	50 x 40	16	6	72
10006062	63 x 25	16	6	54
10006063	63 x 32	16	6	48
10006064	63 x 40	16	6	48
10006065	63 x 50	16	6	36
10006075	75 x 50	16	2	28
10006076	75 x 63	16	2	24
10006086	90 x 63	16	2	14
10006087	90 x 75	16	2	12
10006096	110 x 63	16	1	10
10006097	110 x 75	16	1	8
10006098	110 x 90	16	1	8
609909	125 x 110	10	1	5

**KABLİN
REDÜKSİYON DİRSEK**
REDUCING ELBOW



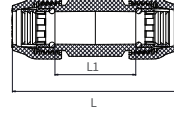
KOD/CODE	EBAT/SIZE d x d ₁	BASINÇ DEĞERİ / PN PRESSURE VALUE	AMBALAJ ADEDİ PACKING QUANTITY	KOLİ ADEDİ BOX QUANTITY
10006521	25 x 20	16	15	270
10006532	32 x 25	16	10	180
10006543	40 x 32	16	5	90
10006554	50 x 40	16	4	52
10006565	63 x 50	16	4	32
10006576	75 x 63	16	2	18
10006587	90 x 75	16	1	11
10006598	110 x 90	16	1	6

**KABLİN
KÖR TAPA**
END CAP



KOD/CODE	EBAT/SIZE d	BASINÇ DEĞERİ / PN PRESSURE VALUE	AMBALAJ ADEDİ PACKING QUANTITY	KOLİ ADEDİ BOX QUANTITY
10007000	16	16	50	900
10007011	20	16	50	800
10007022	25	16	25	500
10007033	32	16	25	300
10007044	40	16	15	165
10007055	50	16	12	96
10007066	63	16	6	60
10007077	75	16	4	32
10007088	90	16	4	16
10007099	110	16	2	12
659999	125	10	2	8

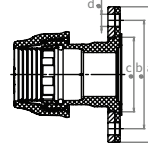
KOD/CODE	EBAT/SİZE mm	BASINÇ DEĞERİ / PN PRESSURE VALUE	AMBALAJ ADEDİ PACKING QUANTITY	KOLİ ADEDİ BOX QUANTITY	L	L ₁
10009011	20	16	25	350	100	54
10009022	25	16	25	225	115	59
10009033	32	16	10	120	140	72
10009044	40	16	10	70	168	88
10009055	50	16	6	36	183	103
10009066	63	16	4	24	225	120
10009077	75	16	2	14	260	140
10009088	90	16	2	8	310	171
10009099	110	16	1	5	355	197



TAMİR MANŞONU REPAIRING COUPLING



KOD/CODE	EBAT/SİZE d	BASINÇ DEĞERİ / PN PRESSURE VALUE	AMBALAJ ADEDİ PACKING QUANTITY	KOLİ ADEDİ BOX QUANTITY	a	b	c	d
10002156	50 x 2"	16	1	19	165	125	80	18
10002166	63 x 2"	16	1	18	165	125	92	18
10002177	75 x 2 1/2"	16	1	13	185	145	110	18
10002178	75 x 3"	16	1	12	200	160	110	18
10002188	90 x 3"	16	1	10	200	160	125	18
10002189	90 x 4"	16	1	9	220	180	125	18
10002199	110 x 4"	16	1	8	220	180	144	18



FLANŞLI ADAPTÖR FLANGED ADAPTOR



MAVİ SERİ DİŞİ BLUE SERIES FEMALE

KOD/CODE	EBAT/SİZE	ÜRÜN PRODUCT	BASINÇ DEĞERİ / PN PRESSURE VALUE	AMBALAJ ADEDİ PACKING QUANTITY	KOLİ ADEDİ BOX QUANTITY
159910	125 x 5"	KABLİN DİŞİ FEMALE ADAPTOR	10	2	6
359910	125 x 5" x 125	KABLİN DİŞİ TE FEMALE TEE	10	1	2
509910	125 x 5"	KABLİN DİŞİ DİRSEK FEMALE ELBOW	10	1	4



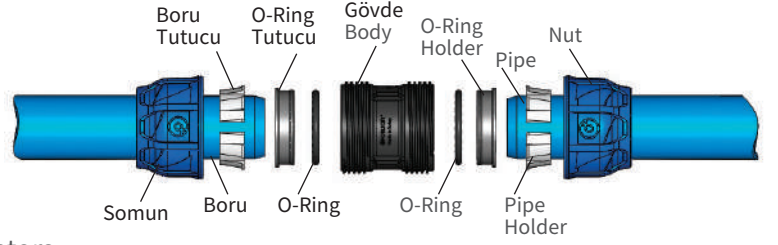
KOD/CODE	EBAT/SİZE mm	AMBALAJ ADEDİ PACKING QUANTITY	KOLİ ADEDİ BOX QUANTITY
10009511	20	5	600
10009522	25	5	500
10009533	32	5	400
10009544	40	5	300
10009555	50	5	230
10009566	63	5	180
10009577	75	5	110
10009588	90	5	75
10009599	110	5	50
49699	125	2	24

KABLİN ANAHTARI FITTING SPANNER

Mavi Seri Adaptörlerin Montaj Yöntemleri

Blue Series Installation Methods

Ø20, Ø25, Ø32, Ø40, Ø50, mm adaptörler | Adaptors



1. MONTAJ YÖNTEMİ | INSTALLATION METHOD

- 1** Boru uçlarına yaklaşık 15° pah açınız.
Make chamfer on the pipe ends. (Approximately 15°)



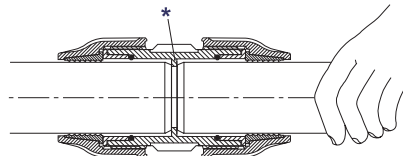
- 3** Adaptörünüzün somununu yaklaşık 3 tam tur döndürüp gevşetiniz.
Untwist 3 full rounds and loosen the nut of the fitting.



- 2** Boru üzerini, borunun adaptöre geçiş mesafesine göre işaretleyiniz.
Mark the pipe, according to the pipe end point inside the fitting.

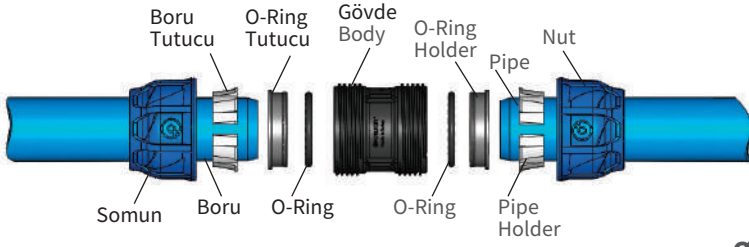


- 4** Boruyu, adaptörünüzün iç kısmındaki *boru dayanma noktasına kadar iyice itiniz.
Push the pipe to *the pipe end point inside the fitting.



- 5** Somunu Poelsan Kablo Anahtarı ile sıkınız.
Twist the nut with Poelsan Fitting Spanner.





Mavi Seri Adaptörlerin Montaj Yöntemleri

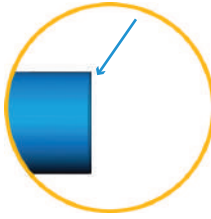
Blue Series Installation Methods

Ø63, Ø75, Ø90, Ø110 mm Adaptörler | Adaptors

2. MONTAJ YÖNTEMİ | INSTALLATION METHOD

1 Pah açmaya gerek yoktur.

There is no need to make chamfer on the pipe end.



2 Boru üzerini, borunun adaptöre geçiş mesafesine göre işaretleyiniz.

Mark the pipe, according to the pipe end point inside the fitting.



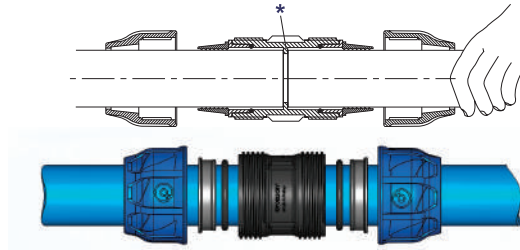
3 Boruya sırasıyla; önce somunu, sonra o-ring tutucu ve oringi takınız.

Place the nut, o-ring holder and the o-ring on the pipe respectively.



4 Boruyu, adaptörünüzün iç kısmındaki *boru dayanma noktasına kadar iyice itiniz.

Push the pipe to *the pipe end point inside the fitting.



5 Somunu sıkarak adaptörünüzle birleştiriniz. Bu işlem o-ring ve o-ring tutucunun kolayca takılmasını sağlayacaktır.

Twist the nut till it is attached to the fitting. This will help the o-ring and the o-ring holder to be placed easily.



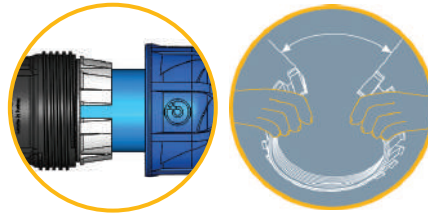
6 Somunu gevşeterek açınız.

Untwist and loosen the nut from the fitting.



7 Boru tutucuyu borunun çapı kadar esneterek boruya takınız. Boru üzerinde kaydırarak o-ring tutucu ile birleştiriniz.

Stretch the locking ring to the diameter of the pipe. Place it on the pipe by sliding it to the o-ring holder.



8 Somunu Poelsan Kablo Anahtarı ile sıkınız.

Twist the nut with Poelsan Fitting Spanner.



Yeşil Seri Green Series

Özellikler Specifications

- + Darbelere karşı dayanıklı, yüksek kaliteli polipropilen hammaddeden üretilmiştir.**
It has been produced from high quality polypropylene raw material and it has resistance to impact.
- + Borulardaki ölçü farklılıklarından veya ovalikten oluşabilecek sorunları konik sıkma özelliği sayesinde önler.**
Thanks to the conical tightening feature, it prevents the problems that may occur because of the size differences or ovality in pipes.
- + UV ışınlarını geçirmediği için yosunlanmaya ve bakteri üremesine izin vermez.**
They prevent alga and bacteria forming due to UV proof (ultraviolet beam) structure.
- + Oringi kauçuktan üretilmekte olup yüksek basınç altında sızdırmazlık sağlar.**
O-rings are made of rubber and provideleakproofness under high pressure.

- + İç yüzeyleri homojen ve gözeneksizdir.**
It has a homogeneous and non-porous inner surface.
- + Suyun kokusunu ve tadını değiştirebilecek zararlı bileşikler içermez.**
It does not contain any harmful compounds which can change the taste or the smell of the water.
- + Dişi ürünlerimiz, korozyona dayanıklı metal yüzük sayesinde değişken sıcaklıklarda yüksek sızdırmazlık sağlar.**
Female threaded products provide high leakproofness in changeable temperature values thanks to corrosion resistant reinforcing ring.
- + Diş ölçüleri ISO 7-1 Standardına uygundur.**
Thread sizes are compatible with ISO 7-1 Standard.
- + ISO 17885 Standardına uygundur.**
It is compatible with ISO 17885 Standard.



Testler Tests



TS ISO 17885

GARANTİ VERİLEN BASINÇ DEĞERİ

GUARANTEED PRESSURE VALUE

Ø 20 mm – Ø 63 mm : PN 10

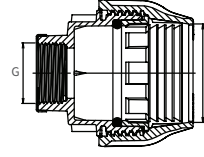
Ø 75 mm – Ø 110 mm: PN 6

KULLANIM ALANLARI

INSTALLATION AREAS



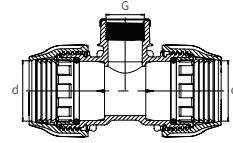
KOD/CODE	EBAT/SIZE d x G	BASINÇ DEĞERİ / PN PRESSURE VALUE	AMBALAJ ADEDİ PACKING QUANTITY	KOLİ ADEDİ BOX QUANTITY
YS7211	20 x 1/2"	10	50	650
YS7212	20 x 3/4"	10	50	600
YS7221	25 x 1/2"	10	25	450
YS7222	25 x 3/4"	10	25	425
YS7223	25 x 1"	10	25	350
YS7231	32 x 3/4"	10	25	325
YS7232	32 x 1"	10	25	300
YS7233	32 x 1 1/4"	10	25	250
YS7234	40 x 1"	10	25	200
YS7243	40 x 1 1/4"	10	15	150
YS7244	40 x 1 1/2"	10	15	150
YS7245	50 x 1 1/4"	10	15	135
YS7246	50 x 1 1/2"	10	15	120
YS7254	50 x 2"	10	10	100
YS7255	63 x 1 1/2"	10	10	100
YS7256	63 x 2"	10	10	80
YS7265	63 x 2 1/2"	10	6	66
YS7266	75 x 2"	6	6	60
YS7267	75 x 2 1/2"	6	6	54
YS7276	75 x 3"	6	4	36
YS7277	90 x 2"	6	4	32
YS7278	90 x 2 1/2"	6	4	28
YS7286	90 x 3"	6	4	24
YS7287	90 x 4"	6	4	20
YS7288	110 x 2"	6	4	20
YS7289	110 x 2 1/2"	6	4	20
YS7298	110 x 3"	6	2	14
YS7299	110 x 4"	6	2	12



**KABLİN
DİŞİ**
FEMALE ADAPTOR
GALVANİZ METAL YÜZÜKLÜ
GALVANIZED REINFORCING RING



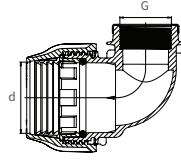
KOD/CODE	EBAT/SIZE d x G x d	BASINÇ DEĞERİ / PN PRESSURE VALUE	AMBALAJ ADEDİ PACKING QUANTITY	KOLİ ADEDİ BOX QUANTITY
YS7811	20 x 1/2" x 20	10	15	270
YS7812	20 x 3/4" x 20	10	15	270
YS7821	25 x 1/2" x 25	10	10	200
YS7822	25 x 3/4" x 25	10	10	180
YS7823	25 x 1" x 25	10	10	180
YS7831	32 x 1/2" x 32	10	10	140
YS7832	32 x 3/4" x 32	10	10	130
YS7833	32 x 1" x 32	10	10	120
YS7834	32 x 1 1/4" x 32	10	10	100
YS7842	40 x 3/4" x 40	10	5	70
YS7843	40 x 1" x 40	10	5	70
YS7844	40 x 1 1/4" x 40	10	5	60
YS7845	40 x 1 1/2" x 40	10	5	55
YS7852	50 x 3/4" x 50	10	4	48
YS7853	50 x 1" x 50	10	4	48
YS7854	50 x 1 1/4" x 50	10	4	44
YS7855	50 x 1 1/2" x 50	10	4	44
YS7856	50 x 2" x 50	10	4	36
YS7863	63 x 1" x 63	10	3	30
YS7864	63 x 1 1/4" x 63	10	3	27
YS7865	63 x 1 1/2" x 63	10	3	27
YS7866	63 x 2" x 63	10	3	27
YS7867	63 x 2 1/2" x 63	10	3	24
YS7876	75 x 2" x 75	6	1	18
YS7877	75 x 2 1/2" x 75	6	1	15
YS7878	75 x 3" x 75	6	1	12
YS7887	90 x 2 1/2" x 90	6	1	10
YS7888	90 x 3" x 90	6	1	10
YS7889	90 x 4" x 90	6	1	9
YS7898	110 x 3" x 110	6	1	6
YS7899	110 x 4" x 110	6	1	5



**KABLİN
DİŞİ TE**
FEMALE TEE
GALVANİZ METAL YÜZÜKLÜ
GALVANIZED REINFORCING RING

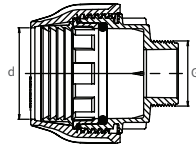


**KABLİN
DİŞİ DİRSEK**
FEMALE ELBOW
GALVANİZ METAL YÜZÜKLÜ
GALVANIZED REINFORCING RING



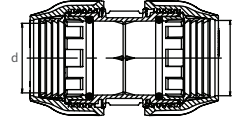
KOD/CODE	EBAT/SIZE d x G	BASINÇ DEĞERİ / PN PRESSURE VALUE	AMBALAJ ADEDİ PACKING QUANTITY	KOLİ ADEDİ BOX QUANTITY
YS8311	20 x 1/2"	10	25	500
YS8312	20 x 3/4"	10	25	500
YS8321	25 x 1/2"	10	15	375
YS8322	25 x 3/4"	10	15	345
YS8323	25 x 1"	10	15	300
YS8331	32 x 1/2"	10	10	250
YS8332	32 x 3/4"	10	10	240
YS8333	32 x 1"	10	10	200
YS8334	32 x 1 1/4"	10	10	170
YS8343	40 x 1"	10	5	120
YS8344	40 x 1 1/4"	10	5	100
YS8345	40 x 1 1/2"	10	5	100
YS8354	50 x 1 1/4"	10	4	76
YS8355	50 x 1 1/2"	10	4	72
YS8356	50 x 2"	10	4	60
YS8365	63 x 1 1/2"	10	4	52
YS8366	63 x 2"	10	4	48
YS8367	63 x 2 1/2"	10	4	36
YS8376	75 x 2"	6	2	28
YS8377	75 x 2 1/2"	6	2	24
YS8378	75 x 3"	6	2	22
YS8387	90 x 2 1/2"	6	1	18
YS8388	90 x 3"	6	1	17
YS8389	90 x 4"	6	1	13
YS8398	110 x 3"	6	1	10
YS8399	110 x 4"	6	1	9

**KABLİN
ERKEK**
MALE ADAPTOR



KOD/CODE	EBAT/SIZE d x G	BASINÇ DEĞERİ / PN PRESSURE VALUE	AMBALAJ ADEDİ PACKING QUANTITY	KOLİ ADEDİ BOX QUANTITY
YS7111	20 x 1/2"	10	50	800
YS7112	20 x 3/4"	10	50	750
YS7121	25 x 1/2"	10	25	550
YS7122	25 x 3/4"	10	25	500
YS7123	25 x 1"	10	25	450
YS7131	32 x 1/2"	10	25	350
YS7132	32 x 3/4"	10	25	325
YS7133	32 x 1"	10	25	300
YS7134	32 x 1 1/4"	10	25	300
YS7143	40 x 1"	10	15	180
YS7144	40 x 1 1/4"	10	15	165
YS7145	40 x 1 1/2"	10	15	165
YS7153	50 x 1"	10	10	110
YS7154	50 x 1 1/4"	10	10	110
YS7155	50 x 1 1/2"	10	10	100
YS7156	50 x 2"	10	10	90
YS7165	63 x 1 1/2"	10	6	72
YS7166	63 x 2"	10	6	66
YS7167	63 x 2 1/2"	10	6	60
YS7176	75 x 2"	6	4	36
YS7177	75 x 2 1/2"	6	4	32
YS7178	75 x 3"	6	4	32
YS7186	90 x 2"	6	4	24
YS7187	90 x 2 1/2"	6	4	24
YS7188	90 x 3"	6	4	24
YS7189	90 x 4"	6	4	20
YS7198	110 x 3"	6	2	14
YS7199	110 x 4"	6	2	12

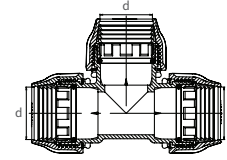
KOD/CODE	EBAT/SIZE d x d	BASINÇ DEĞERİ / PN PRESSURE VALUE	AMBALAJ ADEDİ PACKING QUANTITY	KOLİ ADEDİ BOX QUANTITY
YS7311	20 x 20	10	25	400
YS7322	25 x 25	10	25	275
YS7333	32 x 32	10	10	180
YS7344	40 x 40	10	10	100
YS7355	50 x 50	10	6	66
YS7366	63 x 63	10	5	40
YS7377	75 x 75	6	2	18
YS7388	90 x 90	6	2	14
YS7399	110 x 110	6	1	8



**KABLİN
MANŞON
COUPLING**



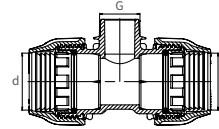
KOD/CODE	EBAT/SIZE d x d x d	BASINÇ DEĞERİ / PN PRESSURE VALUE	AMBALAJ ADEDİ PACKING QUANTITY	KOLİ ADEDİ BOX QUANTITY
YS7611	20 x 20 x 20	10	15	240
YS7622	25 x 25 x 25	10	10	150
YS7633	32 x 32 x 32	10	5	100
YS7644	40 x 40 x 40	10	5	50
YS7655	50 x 50 x 50	10	4	36
YS7666	63 x 63 x 63	10	3	24
YS7677	75 x 75 x 75	6	1	11
YS7688	90 x 90 x 90	6	1	8
YS7699	110 x 110 x 110	6	1	4



**KABLİN TE
TEE**



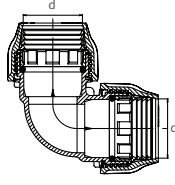
KOD/CODE	EBAT/SIZE d x G x d	BASINÇ DEĞERİ / PN PRESSURE VALUE	AMBALAJ ADEDİ PACKING QUANTITY	KOLİ ADEDİ BOX QUANTITY
YS7711	20 x 1/2" x 20	10	15	300
YS7712	20 x 3/4" x 20	10	15	300
YS7721	25 x 1/2" x 25	10	10	210
YS7722	25 x 3/4" x 25	10	10	200
YS7723	25 x 1" x 25	10	10	200
YS7724	25 x 1 1/4" x 25	10	10	140
YS7731	32 x 1/2" x 32	10	10	140
YS7732	32 x 3/4" x 32	10	10	140
YS7733	32 x 1" x 32	10	10	130
YS7734	32 x 1 1/4" x 32	10	10	120
YS7743	40 x 1" x 40	10	5	70
YS7744	40 x 1 1/4" x 40	10	5	70
YS7745	40 x 1 1/2" x 40	10	5	60
YS7753	50 x 1" x 50	10	4	48
YS7754	50 x 1 1/4" x 50	10	4	48
YS7755	50 x 1 1/2" x 50	10	4	44
YS7756	50 x 2" x 50	10	4	36
YS7764	63 x 1 1/4" x 63	10	3	30
YS7765	63 x 1 1/2" x 63	10	3	30
YS7766	63 x 2" x 63	10	3	27
YS7767	63 x 2 1/2" x 63	10	3	24
YS7776	75 x 2" x 75	6	1	18
YS7777	75 x 2 1/2" x 75	6	1	16
YS7778	75 x 3" x 75	6	1	13
YS7787	90 x 2 1/2" x 90	6	1	10
YS7788	90 x 3" x 90	6	1	9
YS7789	90 x 4" x 90	6	1	9
YS7798	110 x 3" x 110	6	1	6
YS7799	110 x 4" x 110	6	1	7



**KABLİN
ERKEK TE
MALE TEE**

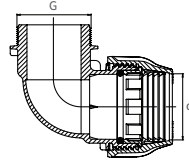


**KABLİN
DİRSEK
ELBOW**



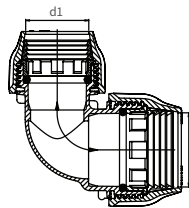
KOD/CODE	EBAT/SIZE d x d	BASINÇ DEĞERİ / PN PRESSURE VALUE	AMBALAJ ADEDİ PACKING QUANTITY	KOLİ ADEDİ BOX QUANTITY
YS8111	20 x 20	10	25	400
YS8122	25 x 25	10	15	255
YS8133	32 x 32	10	10	160
YS8144	40 x 40	10	5	85
YS8155	50 x 50	10	4	48
YS8166	63 x 63	10	4	32
YS8177	75 x 75	6	2	16
YS8188	90 x 90	6	1	12
YS8199	110 x 110	6	1	6

**KABLİN
ERKEK DİRSEK
MALE ELBOW**



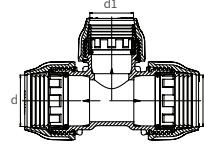
KOD/CODE	EBAT/SIZE d x G	BASINÇ DEĞERİ / PN PRESSURE VALUE	AMBALAJ ADEDİ PACKING QUANTITY	KOLİ ADEDİ BOX QUANTITY
YS8211	20 x 1/2"	10	25	650
YS8212	20 x 3/4"	10	25	600
YS8221	25 x 1/2"	10	15	420
YS8222	25 x 3/4"	10	15	390
YS8223	25 x 1"	10	15	360
YS8231	32 x 1/2"	10	10	260
YS8232	32 x 3/4"	10	10	260
YS8233	32 x 1"	10	10	240
YS8234	32 x 1 1/4"	10	10	210
YS8243	40 x 1"	10	5	140
YS8244	40 x 1 1/4"	10	5	130
YS8245	40 x 1 1/2"	10	5	120
YS8254	50 x 1 1/4"	10	4	80
YS8255	50 x 1 1/2"	10	4	80
YS8256	50 x 2"	10	4	68
YS8265	63 x 1 1/2"	10	4	52
YS8266	63 x 2"	10	4	48
YS8267	63 x 2 1/2"	10	4	40
YS8276	75 x 2"	6	2	28
YS8277	75 x 2 1/2"	6	2	26
YS8278	75 x 3"	6	2	24
YS8287	90 x 2 1/2"	6	1	18
YS8288	90 x 3"	6	1	18
YS8289	90 x 4"	6	1	15
YS8298	110 x 3"	6	1	10
YS8299	110 x 4"	6	1	10

**KABLİN
REDÜKSİYON DİRSEK
REDUCING ELBOW**



KOD/CODE	EBAT/SIZE d x d1	BASINÇ DEĞERİ / PN PRESSURE VALUE	AMBALAJ ADEDİ PACKING QUANTITY	KOLİ ADEDİ BOX QUANTITY
YS8921	25 x 20	10	15	330
YS8932	32 x 25	10	10	200
YS8943	40 x 32	10	5	110
YS8954	50 x 40	10	4	64
YS8965	63 x 50	10	4	40
YS8976	75 x 63	6	2	22
YS8987	90 x 75	6	1	14
YS8998	110 x 90	6	1	8

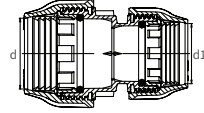
KOD/CODE	EBAT/SIZE d x d1 x d	BASINÇ DEĞERİ / PN PRESSURE VALUE	AMBALAJ ADEDİ PACKING QUANTITY	KOLİ ADEDİ BOX QUANTITY
YS8612	20 x 25 x 20	10	10	200
YS8621	25 x 20 x 25	10	10	190
YS8623	25 x 32 x 25	10	10	120
YS8631	32 x 20 x 32	10	5	120
YS8632	32 x 25 x 32	10	5	110
YS8642	40 x 25 x 40	10	5	65
YS8643	40 x 32 x 40	10	5	60
YS8652	50 x 25 x 50	10	4	48
YS8653	50 x 32 x 50	10	4	48
YS8654	50 x 40 x 50	10	4	40
YS8663	63 x 32 x 63	10	3	30
YS8664	63 x 40 x 63	10	3	27
YS8665	63 x 50 x 63	10	3	24
YS8675	75 x 50 x 75	6	1	16
YS8676	75 x 63 x 75	6	1	16
YS8686	90 x 63 x 90	6	1	9
YS8687	90 x 75 x 90	6	1	9
YS8696	110 x 63 x 110	6	1	7
YS8698	110 x 90 x 110	6	1	5



**KABLİN
REDÜKSİYON TE**
REDUCING TEE



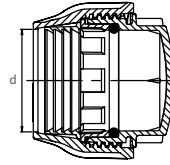
KOD/CODE	EBAT/SIZE d x d1	BASINÇ DEĞERİ / PN PRESSURE VALUE	AMBALAJ ADEDİ PACKING QUANTITY	KOLİ ADEDİ BOX QUANTITY
YS8721	25 x 20	10	25	350
YS8731	32 x 20	10	10	270
YS8732	32 x 25	10	10	220
YS8741	40 x 20	10	10	140
YS8742	40 x 25	10	10	140
YS8743	40 x 32	10	10	120
YS8752	50 x 25	10	6	96
YS8753	50 x 32	10	6	90
YS8754	50 x 40	10	6	78
YS8763	63 x 32	10	6	72
YS8764	63 x 40	10	6	60
YS8765	63 x 50	10	6	48
YS8775	75 x 50	6	2	32
YS8776	75 x 63	6	2	28
YS8786	90 x 63	6	2	20
YS8787	90 x 75	6	2	16
YS8797	110 x 75	6	1	12
YS8798	110 x 90	6	1	10



**KABLİN
REDÜKSİYON MANŞON**
REDUCING COUPLING



KOD/CODE	EBAT/SIZE d	BASINÇ DEĞERİ / PN PRESSURE VALUE	AMBALAJ ADEDİ PACKING QUANTITY	KOLİ ADEDİ BOX QUANTITY
YS8811	20	10	50	800
YS8822	25	10	25	550
YS8833	32	10	25	350
YS8844	40	10	15	195
YS8855	50	10	12	120
YS8866	63	10	6	84
YS8877	75	6	4	40
YS8888	90	6	4	24
YS8899	110	6	2	14



KABLİN KÖR TAPA
END CAP



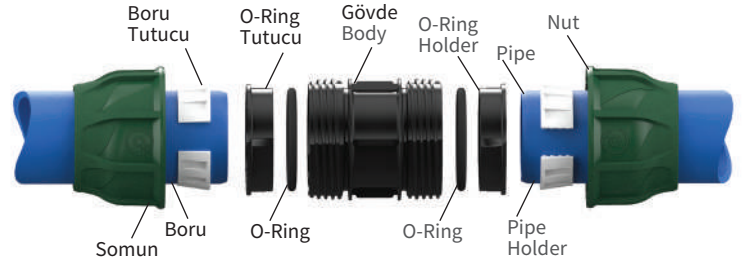
KOD/CODE	EBAT/SIZE mm	AMBALAJ ADEDİ PACKING QUANTITY	KOLİ ADEDİ BOX QUANTITY
4936	32 - 63	5	140
4969	63 - 110	5	45



KABLİN ANAHTARI
FITTING SPANNER

Yeşil Seri Adaptörlerin Montaj Yöntemleri

Green Series Installation Methods



1. MONTAJ YÖNTEMİ | INSTALLATION METHOD


- 1** Boru uçlarına yaklaşık 15° pah açınız.
Make chamfer on the pipe ends. (Approximately 15°)



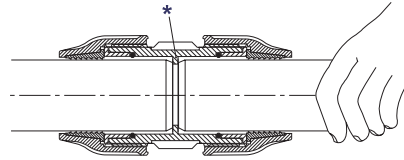
- 3** Adaptörünüzün somununu yaklaşık 2 tam tur döndürüp gevşetiniz.
Untwist 2 full rounds and loosen the nut of the fitting.



- 2** Boru üzerini, borunun adaptöre geçiş mesafesine göre işaretleyiniz.
Mark the pipe, according to the pipe end point inside the fitting.



- 4** Boruyu, adaptörünüzün iç kısmındaki *boru dayanma noktasına kadar iyice itiniz.
Push the pipe to *the pipe end point inside the fitting.



- 5** Somunu Poelsan Kablo Anahtarı ile sıkınız.
Twist the nut with Poelsan Fitting Spanner.

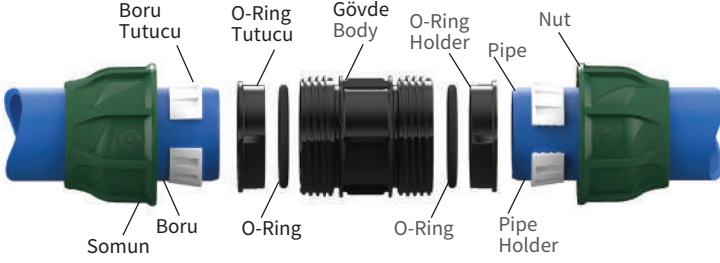


Yeşil Seri Adaptörlerin Montaj Yöntemleri

Green Series Installation Methods

Ø63, Ø75, Ø90, Ø110 mm Adaptörler | Adaptors

Standart dışı borularda ve montaj zorluğu yaşanan alanlarda tavsiye edilen yöntemdir.
It is the recommended method for non-standard pipes and areas where installation is difficult.



2. MONTAJ YÖNTEMİ | INSTALLATION METHOD


1 Pah açmaya gerek yoktur.

There is no need to make chamfer on the pipe end.



2 Boru üzerini, borunun adaptöre geçiş mesafesine göre işaretleyiniz.

Mark the pipe, according to the pipe end point inside the fitting.



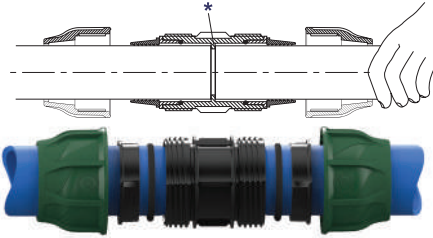
3 Boruya sırasıyla; önce somunu, sonra o-ring tutucu ve oringi takınız.

Place the nut, o-ring holder and the o-ring on the pipe respectively.



4 Boruyu, adaptörünüzün iç kısmındaki *boru dayanma noktasına kadar iyice itiniz.

Push the pipe to *the pipe end point inside the fitting.



5 Somunu sıkarak adaptörünüzle birleştiriniz. Bu işlem o-ring ve o-ring tutucunun kolayca takılmasını sağlayacaktır.

Twist the nut till it is attached to the fitting.

This will help the o-ring and the o-ring holder to be placed easily.



6 Somunu gevşeterek açınız.

Untwist and loosen the nut from the fitting.



7 Boru tutucuyu borunun çapı kadar esneterek boruya takınız. Boru üzerinde kaydırarak o-ring tutucu ile birleştiriniz.

Stretch the locking ring to the diameter of the pipe.

Place it on the pipe by sliding it to the o-ring holder.



8 Somunu Poelsan Kablo Anahtarı ile sıkınız.

Twist the nut with Poelsan Fitting Spanner.



Dikkat Edilmesi Gereken Hususlar

Points to Take Into Consideration

- + **Poelsan boru bağlantı adaptörleri depolama ve montaj esnasında sert ve keskin cisimlerden uzak tutulmalıdır. Tesisat toprak altına döşenecekse, sert ve keskin cisimlerden korumak amacıyla kum ile kapatılmalıdır. Kesinlikle hasar görmüş adaptörler kullanılmamalıdır.**

Poelsan compression fittings should be kept away from hard or sharp objects during storage or installation phases. If the installation will be under the ground, it should be covered with sand in order to keep away from contact with hard and sharp objects. Damaged fittings shouldn't be used strictly.

- + **Poelsan boru bağlantı adaptörlerinden maksimum verim alabilmek için, te ve dirsekler 90°, diğer adaptörler 180° açı yapacak şekilde boruya monte edilmelidir. Değişik açılar oluşturan bağlantılar adaptör üzerinde gerilmelere neden olacağından tesisatın ömrü azalacaktır.**

To be able to get the best efficiency from Poelsan compression fittings, tee and elbow pieces should be joined with 90°, other fittings should be joined with 180° to the system. The installation with different angles will make extra tensile on the fittings and will decrease the lifetime of the system.

- + **Dişli bağlantılarda teflon bant kullanılmalıdır. Teflon bant adaptöre su sızıntısını önleyecek kadar ve sıkma yönünde sarılmalıdır.**

Teflon band should be used with the threaded pieces. The band should be used enough to prevent water leakage and wrapped on the threaded part in the twisting direction.

- + **Montaj esnasında somunun fazla sıkılması adaptör üzerinde ek bir gerilmeye neden olur. Bu şekilde ek bir gerilmeye maruz kalmış olan ürünün garanti verilen basınç değerlerini karşılaması beklenemez. Bu nedenle ürünün plastik olduğu ve sadece sızdırmazlığı sağlayacak kuvvette sıkılması gerektiği unutulmamalıdır.**

Over twisting of the nut will cause extra tension on the adaptor. A nut, which is exposed to such an extra tension cannot provide the guaranteed pressure value. Therefore the user should remember that the material is plastic and the nut should be twisted with a force only enough to prevent leakage.

Tesisatın Son Kontrolü

Final Check of the Installation

GÖZLE KONTROL

Tesisatın döşenmesi sırasında hasar görmüş adaptörlerin tespiti için adaptörler mutlaka gözle kontrol edilmelidir.

VISUAL CHECK

During installation, the system should be checked visually in order to determine the damaged adaptors.

SIZDIRMAZLIK KONTROLÜ

Tesisatın montajı sonrasında tesisata mutlaka test basıncında su verilmeli ve sızdırmazlık durumu tespit edilmelidir.

LEAKPROOFNESS CHECK

After the installation, the system should be checked with water in testing pressure to determine the water leak.

SIZINTIYA NEDEN OLABİLECEK UYGULAMALAR

Poelsan boru bağlantı adaptörlerinin dış ölçüleri standartlara uygun olarak üretilmiştir.

CONDITIONS THAT MAY CAUSE LEAKAGE

The measurements of the threads of Poelsan compression fittings are produced according to the standards.

- + **Kullanılan diğer metal ya da plastik malzemenin uygun olmaması,**
Unfitness of the measurements of the threads of other metal or plastic material,
- + **Teflon bandın yeterli miktarda kullanılmaması,**
Unefficient use of the teflon band,

- + **Ürünün aşırı miktarda sıkılması ya da montaj esnasında düzgün monte edilmemesi sonucu ürünün dişlerinin bozulması,**
Spoiling of the threads because of the improper installation or over twisting of the nut,
- + **Montaj esnasında o-ringin zarar görmesi ya da o-ringin yerinden çıkması,**
Not chamfering the pipe during assembly causes the o-ring to be damaged, or dislocated,
- + **Borulardaki ovalliğin verilen tolerans değerlerinden daha fazla olması,**
The ovality of pipes is more than the tolerance values,
- + **Somunun yanlış monte edilmesi, yeterli miktarda sıkılmaması ya da çok fazla sıkılarak ürünün çatlaması,**
Wrong installation, inefficient twisting or cracking the nut by over twisting,
- + **Boru tutucunun o-ring tutucu ile birleştirilmeden somunun sıkılarak adaptörün montajının yapılması, tesisatınızda sızıntıya neden olabilir.**
Twisting the nut and installing the adaptor without joining the locking ring and the o-ring holder, may cause leakage in the system.

Priz Kolye

Clamp Saddles

Özellikler

Specifications

- + **Darbelerle karşı dayanıklı, yüksek kaliteli polipropilen hammaddeden üretilmiştir.**
It has been produced from high quality polypropylene raw material and it has resistance to impact.
- + **Borulardaki ölçü farklılıklarından doğabilecek sızıntıları önleyebilecek şekilde tasarlanmıştır.**
It is designed to prevent leakage caused by the size differences of the pipes.
- + **O-ringi kauçuktan üretilmekte olup yüksek basınç altında sızdırmazlık sağlar.**
O-rings are made of rubber and provide leakproofness under high pressure.
- + **Ürünlerimizde kullanılan korozyona dayanıklı metal yüzük sayesinde 50 °C'yi aşmayan sistemlerde güvenle kullanılabilir.**
Thanks to the corrosion resistant metal ring used in our products, it can be used safely in systems not exceeding 50 °C.



TS ISO 13460-1

GARANTİ VERİLEN BASINÇ DEĞERİ

GUARANTEED PRESSURE VALUE

Ø 25 mm – Ø 110 mm	: PN 16
2"	: PN 10
Ø 125 mm – Ø 255 mm	: PN 10
3" – 4"	: PN 6
Ø 250 mm – Ø 315 mm	: PN 6

KULLANIM ALANLARI

INSTALLATION AREAS



- + **Suyun kokusunu ve tadını değiştirebilecek zararlı bileşikler içermez.**
It does not contain any harmful compounds which can change the taste or the smell of the water.
- + **İçme suyunda kullanıma uygundur.**
It is suitable to be used for drinking water.
- + **Metal yüzük, cıvata, somun ve pullar paslanmaz çelik ve galvaniz olarak çeşitlendirilmiştir.**
Reinforcing ring, bolt, nut and washers are varied as stainless steel and galvanized.
- + **Somunlar, alt kapaktaki yuvalarına yerleştirildiği için hızlı ve kolay montaj yapılmasını sağlar.**
Because the nuts are inserted in their housing on the lower part, it provides quick and easy installation.
- + **Diş ölçüleri ISO 7-1 Standardına uygundur.**
Thread sizes are compatible with ISO 7-1 Standard.
- + **ISO 13460-1 Standardına uygundur.**
It is compatible with ISO 13460-1 Standard.

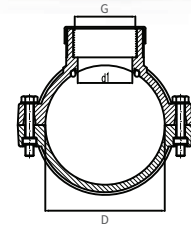


Testler Tests

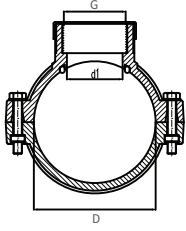


KOD/CODE	EBAT/SIZE D x G	CIVATA ADEDİ BOLT QUANTITY	BASINÇ DEĞERİ / PN PRESSURE VALUE	AMBALAJ ADEDİ PACKING QUANTITY	KOLİ ADEDİ BOX QUANTITY
100120201	25 x 1/2"	2	16	25	300
100120202	25 x 3/4"	2	10	25	300
100120301	32 x 1/2"	2	16	25	250
100120302	32 x 3/4"	2	16	25	250
100120303	32 x 1"	2	10	25	200
100120401	40 x 1/2"	2	16	25	200
100120402	40 x 3/4"	2	16	25	175
100120403	40 x 1"	2	16	25	175
100120501	50 x 1/2"	2	16	10	160
100120502	50 x 3/4"	2	16	10	150
100120503	50 x 1"	2	16	10	130
100120504	50 x 1 1/4"	2	16	10	100
100120601	63 x 1/2"	4	16	10	110
100120602	63 x 3/4"	4	16	10	110
100120603	63 x 1"	4	16	10	100
100120604	63 x 1 1/4"	4	16	10	80
100120605	63 x 1 1/2"	4	16	10	80
100120701	75 x 1/2"	4	16	5	85
100120702	75 x 3/4"	4	16	5	85
100120703	75 x 1"	4	16	5	80
100120704	75 x 1 1/4"	4	16	5	55
100120705	75 x 1 1/2"	4	16	5	55
100120706	75 x 2"	4	10	5	50
100120801	90 x 1/2"	4	16	5	75
100120802	90 x 3/4"	4	16	5	70
100120803	90 x 1"	4	16	5	60
100120804	90 x 1 1/4"	4	16	5	40
100120805	90 x 1 1/2"	4	16	5	40
100120806	90 x 2"	4	10	5	40
100120901	110 x 1/2"	4	16	5	55
100120902	110 x 3/4"	4	16	5	55
100120903	110 x 1"	4	16	5	50
100120904	110 x 1 1/4"	4	16	5	35
100120905	110 x 1 1/2"	4	16	5	35
100120906	110 x 2"	4	10	5	30
100121001	125 x 1/2"	4	10	2	44
100121002	125 x 3/4"	4	10	2	44
100121003	125 x 1"	4	10	2	40
100121004	125 x 1 1/4"	4	10	2	40
100121005	125 x 1 1/2"	4	10	2	40
100121006	125 x 2"	4	10	2	40

PRİZ KOLYE
GALVANİZ CIVATALI &
METAL YÜZÜKLÜ
CLAMP SADDLE
WITH GALVANIZED
BOLT & REINFORCING RING



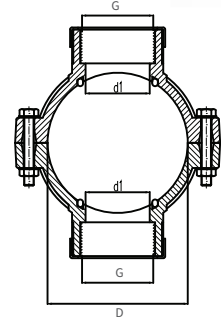
PRİZ KOLYE
GALVANİZ CIVATALI &
METAL YÜZÜKLÜ
 CLAMP SADDLE
 WITH GALVANIZED
 BOLT & REINFORCING RING



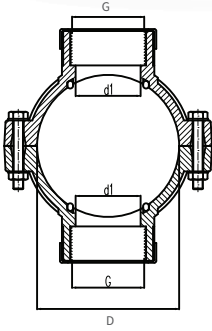
KOD/CODE	EBAT/SIZE D x G	CIVATA ADEDİ BOLT QUANTITY	BASINÇ DEĞERİ / PN PRESSURE VALUE	AMBALAJ ADEDİ PACKING QUANTITY	KOLİ ADEDİ BOX QUANTITY
100121101	140 x 1/2"	6	10	2	36
100121102	140 x 3/4"	6	10	2	36
100121103	140 x 1"	6	10	2	36
100121104	140 x 1 1/4"	6	10	2	36
100121105	140 x 1 1/2"	6	10	2	36
100121106	140 x 2"	6	10	2	28
100121201	160 x 1/2"	6	10	2	26
100121202	160 x 3/4"	6	10	2	26
100121203	160 x 1"	6	10	2	26
100121204	160 x 1 1/4"	6	10	2	24
100121205	160 x 1 1/2"	6	10	2	24
100121206	160 x 2"	6	10	2	22
100121207	160 x 2 1/2"	6	10	2	16
100121208	160 x 3"	6	6	2	12
100121209	160 x 4"	6	6	2	12
100121302	180 x 3/4"	6	10	2	10
100121303	180 x 1"	6	10	2	10
100121304	180 x 1 1/4"	6	10	2	10
100121305	180 x 1 1/2"	6	10	2	10
100121306	180 x 2"	6	10	2	10
100121307	180 x 2 1/2"	6	10	2	10
100121308	180 x 3"	6	6	2	10
100121309	180 x 4"	6	6	2	8
100121402	200 x 3/4"	6	10	2	10
100121403	200 x 1"	6	10	2	10
100121404	200 x 1 1/4"	6	10	2	10
100121405	200 x 1 1/2"	6	10	2	10
100121406	200 x 2"	6	10	2	8
100121407	200 x 2 1/2"	6	10	2	8
100121408	200 x 3"	6	6	2	8
100121409	200 x 4"	6	6	2	8
100121503	225 x 1"	6	10	2	8
100121504	225 x 1 1/4"	6	10	2	8
100121505	225 x 1 1/2"	6	10	2	8
100121506	225 x 2"	6	10	2	8
100121507	225 x 2 1/2"	6	10	2	8
100121508	225 x 3"	6	6	2	8
100121509	225 x 4"	6	6	2	8
100121606	250 x 2"	6	6	2	6
100121806	315 x 2"	6	6	1	*

KOD/CODE	EBAT/SIZE D x G	CIVATA ADEDİ BOLT QUANTITY	BASINÇ DEĞERİ / PN PRESSURE VALUE	AMBALAJ ADEDİ PACKING QUANTITY	KOLİ ADEDİ BOX QUANTITY
100140201	25 x 1/2" x 1/2"	2	16	25	250
100140301	32 x 1/2" x 1/2"	2	16	25	200
100140302	32 x 3/4" x 3/4"	2	16	25	200
100140401	40 x 1/2" x 1/2"	2	16	25	200
100140402	40 x 3/4" x 3/4"	2	16	25	150
100140501	50 x 1/2" x 1/2"	2	16	10	140
100140502	50 x 3/4" x 3/4"	2	16	10	120
100140503	50 x 1" x 1"	2	16	10	120
100140601	63 x 1/2" x 1/2"	4	16	10	90
100140602	63 x 3/4" x 3/4"	4	16	10	90
100140603	63 x 1" x 1"	4	16	10	80
100140604	63 x 1 1/4" x 1 1/4"	4	16	10	50
100140605	63 x 1 1/2" x 1 1/2"	4	16	10	50
100140701	75 x 1/2" x 1/2"	4	16	5	80
100140702	75 x 3/4" x 3/4"	4	16	5	80
100140703	75 x 1" x 1"	4	16	5	70
100140704	75 x 1 1/4" x 1 1/4"	4	16	5	40
100140705	75 x 1 1/2" x 1 1/2"	4	16	5	40
100140706	75 x 2" x 2"	4	10	5	40
100140801	90 x 1/2" x 1/2"	4	16	5	60
100140802	90 x 3/4" x 3/4"	4	16	5	60
100140803	90 x 1" x 1"	4	16	5	50
100140804	90 x 1 1/4" x 1 1/4"	4	16	5	35
100140805	90 x 1 1/2" x 1 1/2"	4	16	5	35
100140806	90 x 2" x 2"	4	10	5	30
100140901	110 x 1/2" x 1/2"	4	16	5	50
100140902	110 x 3/4" x 3/4"	4	16	5	50
100140903	110 x 1" x 1"	4	16	5	40
100140904	110 x 1 1/4" x 1 1/4"	4	16	5	30
100140905	110 x 1 1/2" x 1 1/2"	4	16	5	30
100140906	110 x 2" x 2"	4	10	5	30
100141001	125 x 1/2" x 1/2"	4	10	2	50
100141002	125 x 3/4" x 3/4"	4	10	2	48
100141003	125 x 1" x 1"	4	10	2	42
100141004	125 x 1 1/4" x 1 1/4"	4	10	2	42
100141005	125 x 1 1/2" x 1 1/2"	4	10	2	36
100141006	125 x 2" x 2"	4	10	2	34

**PRİZ KOLYE
ÇİFT ÇIKIŞLI
GALVANİZ CIVATALI &
METAL YÜZÜKLÜ**
DOUBLE ENDED CLAMP SADDLE
WITH GALVANIZED
BOLT & REINFORCING RING



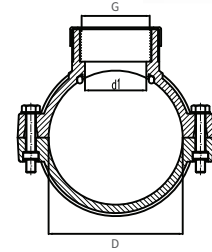
**PRİZ KOLYE
ÇİFT ÇIKIŞLI
GALVANİZ CIVATALI &
METAL YÜZÜKLÜ
DOUBLE ENDED CLAMP SADDLE
WITH GALVANIZED
BOLT & REINFORCING RING**



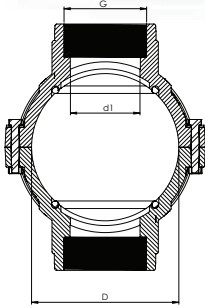

KOD/CODE	EBAT/SIZE D x G	CIVATA ADEDİ BOLT QUANTITY	BASINÇ DEĞERİ / PN PRESSURE VALUE	AMBALAJ ADEDİ PACKING QUANTITY	KOLİ ADEDİ BOX QUANTITY
100141101	140 x 1/2" x 1/2"	6	10	2	36
100141102	140 x 3/4" x 3/4"	6	10	2	34
100141103	140 x 1" x 1"	6	10	2	28
100141104	140 x 1 1/4" x 1 1/4"	6	10	2	26
100141105	140 x 1 1/2" x 1 1/2"	6	10	2	22
100141106	140 x 2" x 2"	6	10	2	22
100141201	160 x 1/2" x 1/2"	6	10	2	26
100141202	160 x 3/4" x 3/4"	6	10	2	26
100141203	160 x 1" x 1"	6	10	2	24
100141204	160 x 1 1/4" x 1 1/4"	6	10	2	22
100141205	160 x 1 1/2" x 1 1/2"	6	10	2	20
100141206	160 x 2" x 2"	6	10	2	20
100141207	160 x 2 1/2" x 2 1/2"	6	10	2	12
100141208	160 x 3" x 3"	6	6	2	12
100141209	160 x 4" x 4"	6	6	2	10
100141302	180 x 3/4" x 3/4"	6	10	2	10
100141303	180 x 1" x 1"	6	10	2	10
100141304	180 x 1 1/4" x 1 1/4"	6	10	2	10
100141305	180 x 1 1/2" x 1 1/2"	6	10	2	10
100141306	180 x 2" x 2"	6	10	2	10
100141307	180 x 2 1/2" x 2 1/2"	6	10	2	8
100141308	180 x 3" x 3"	6	6	2	8
100141309	180 x 4" x 4"	6	6	2	6
100141402	200 x 3/4" x 3/4"	6	10	2	10
100141403	200 x 1" x 1"	6	10	2	10
100141404	200 x 1 1/4" x 1 1/4"	6	10	2	10
100141405	200 x 1 1/2" x 1 1/2"	6	10	2	8
100141406	200 x 2" x 2"	6	10	2	8
100141407	200 x 2 1/2" x 2 1/2"	6	10	2	8
100141408	200 x 3" x 3"	6	6	2	8
100141409	200 x 4" x 4"	6	6	2	6
100141503	225 x 1" x 1"	6	10	2	8
100141504	225 x 1 1/4" x 1 1/4"	6	10	2	8
100141505	225 x 1 1/2" x 1 1/2"	6	10	2	8
100141506	225 x 2" x 2"	6	10	2	8
100141507	225 x 2 1/2" x 2 1/2"	6	10	2	8
100141508	225 x 3" x 3"	6	6	2	8
100141509	225 x 4" x 4"	6	6	2	4

KOD/CODE	EBAT/SIZE D x G	CIVATA ADEDİ BOLT QUANTITY	BASINÇ DEĞERİ / PN PRESSURE VALUE	AMBALAJ ADEDİ PACKING QUANTITY	KOLİ ADEDİ BOX QUANTITY
100160201	25 x 1/2"	2	16	25	300
100160202	25 x 3/4"	2	10	25	300
100160301	32 x 1/2"	2	16	25	250
100160302	32 x 3/4"	2	16	25	250
100160401	40 x 1/2"	2	16	25	200
100160402	40 x 3/4"	2	16	25	175
100160403	40 x 1"	2	10	25	175
100160501	50 x 1/2"	2	16	10	160
100160502	50 x 3/4"	2	16	10	150
100160503	50 x 1"	2	16	10	130
100160504	50 x 1 1/4"	2	10	10	130
100160601	63 x 1/2"	4	16	10	110
100160602	63 x 3/4"	4	16	10	110
100160603	63 x 1"	4	16	10	100
100160604	63 x 1 1/4"	4	16	10	80
100160605	63 x 1 1/2"	4	16	10	80
100160701	75 x 1/2"	4	16	5	90
100160702	75 x 3/4"	4	16	5	90
100160703	75 x 1"	4	16	5	80
100160704	75 x 1 1/4"	4	16	5	55
100160705	75 x 1 1/2"	4	16	5	50
100160706	75 x 2"	4	10	5	50
100160801	90 x 1/2"	4	16	5	75
100160802	90 x 3/4"	4	16	5	70
100160803	90 x 1"	4	16	5	60
100160804	90 x 1 1/4"	4	16	5	40
100160805	90 x 1 1/2"	4	16	5	40
100160806	90 x 2"	4	10	5	40
100160901	110 x 1/2"	4	16	5	55
100160902	110 x 3/4"	4	16	5	55
100160903	110 x 1"	4	16	5	50
100160904	110 x 1 1/4"	4	16	5	35
100160905	110 x 1 1/2"	4	16	5	35
100160906	110 x 2"	4	10	5	30
100161001	125 x 1/2"	4	10	2	44
100161002	125 x 3/4"	4	10	2	44
100161003	125 x 1"	4	10	2	40
100161004	125 x 1 1/4"	4	10	2	40
100161005	125 x 1 1/2"	4	10	2	40
100161006	125 x 2"	4	10	2	40

**PRİZ KOLYE
PASLANMAZ CIVATALI
(AISI304)
PASLANMAZ METAL
YÜZÜKLÜ(AISI430)
CLAMP SADDLE
WITH STAINLESS STEEL BOLT
(AISI304)
STAINLESS STEEL
REINFORCING RING (AISI430)**



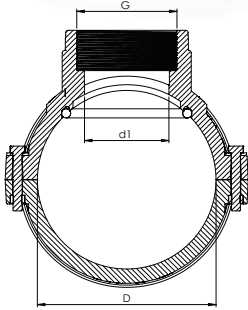

PRİZ KOLYE
GALVANİZ CİVATALI
CLAMP SADDLES WITH BOLT



KOD/CODE	EBAT/SIZE D x G	CİVATA ADEDİ BOLT QUANTITY	BASINÇ DEĞERİ / PN PRESSURE VALUE	AMBALAJ ADEDİ PACKING QUANTITY	KOLİ ADEDİ BOX QUANTITY
100120201WR	25 x 1/2"	*	*	25	300
100120202WR	25 x 3/4"	*	*	25	300
100120301WR	32 x 1/2"	*	*	25	250
100120302WR	32 x 3/4"	*	*	25	250
100120303WR	32 x 1"	*	*	25	200
100120401WR	40 x 1/2"	*	*	25	200
100120402WR	40 x 3/4"	*	*	25	175
100120403WR	40 x 1"	*	*	25	175
100120501WR	50 x 1/2"	*	*	10	160
100120502WR	50 x 3/4"	*	*	10	150
100120503WR	50 x 1"	*	*	10	130
100120504WR	50 x 1 1/4"	*	*	10	100
100120601WR	63 x 1/2"	*	*	10	110
100120602WR	63 x 3/4"	*	*	10	110
100120603WR	63 x 1"	*	*	10	100
100120604WR	63 x 1 1/4"	*	*	10	80
100120605WR	63 x 1 1/2"	*	*	10	80
100120701WR	75 x 1/2"	*	*	5	85
100120702WR	75 x 3/4"	*	*	5	85
100120703WR	75 x 1"	*	*	5	80
100120704WR	75 x 1 1/4"	*	*	5	55
100120705WR	75 x 1 1/2"	*	*	5	55
100120706WR	75 x 2"	*	*	5	50
100120801WR	90 x 1/2"	*	*	5	75
100120802WR	90 x 3/4"	*	*	5	70
100120803WR	90 x 1"	*	*	5	60
100120804WR	90 x 1 1/4"	*	*	5	40
100120805WR	90 x 1 1/2"	*	*	5	40
100120806WR	90 x 2"	*	*	5	40
100120901WR	110 x 1/2"	*	*	5	55
100120902WR	110 x 3/4"	*	*	5	55
100120903WR	110 x 1"	*	*	5	50
100120904WR	110 x 1 1/4"	*	*	5	35
100120905WR	110 x 1 1/2"	*	*	5	35
100120906WR	110 x 2"	*	*	5	30
100121001WR	125 x 1/2"	*	*	2	44
100121002WR	125 x 3/4"	*	*	2	44
100121003WR	125 x 1"	*	*	2	40
100121004WR	125 x 1 1/4"	*	*	2	40

KOD/CODE	EBAT/SIZE D x G	CIVATA ADEDİ BOLT QUANTITY	BASINÇ DEĞERİ / PN PRESSURE VALUE	AMBALAJ ADEDİ PACKING QUANTITY	KOLİ ADEDİ BOX QUANTITY
100121005WR	125 X 1½"	*	*	2	40
100121006WR	125 X 2"	*	*	2	40
100121101WR	140 X ½"	*	*	2	36
100121102WR	140 X ¾"	*	*	2	36
100121103WR	140 X 1"	*	*	2	36
100121104WR	140 X 1¼"	*	*	2	36
100121105WR	140 X 1½"	*	*	2	36
100121106WR	140 X 2"	*	*	2	28
100121201WR	160 X ½"	*	*	2	26
100121202WR	160 X ¾"	*	*	2	26
100121203WR	160 X 1"	*	*	2	26
100121204WR	160 X 1¼"	*	*	2	24
100121205WR	160 X 1½"	*	*	2	24
100121206WR	160 X 2"	*	*	2	22
100121207WR	160 X 2½"	*	*	2	16
100121208WR	160 X 3"	*	*	2	12
100121302WR	180 X ¾"	*	*	2	10
100121303WR	180 X 1"	*	*	2	10
100121304WR	180 X 1¼"	*	*	2	10
100121305WR	180 X 1½"	*	*	2	10
100121306WR	180 X 2"	*	*	2	10
100121307WR	180 X 2½"	*	*	2	10
100121308WR	180 X 3"	*	*	2	10
100121402WR	200 X ¾"	*	*	2	10
100121403WR	200 X 1"	*	*	2	10
100121404WR	200 X 1¼"	*	*	2	10
100121405WR	200 X 1½"	*	*	2	10
100121406WR	200 X 2"	*	*	2	8
100121407WR	200 X 2½"	*	*	2	8
100121408WR	200 X 3"	*	*	2	8
100121503WR	225 X 1"	*	*	2	8
100121504WR	225 X 1¼"	*	*	2	8
100121505WR	225 X 1½"	*	*	2	8
100121506WR	225 X 2"	*	*	2	8
100121507WR	225 X 2½"	*	*	2	8
100121508WR	225 X 3"	*	*	2	8
100121606WR	250 X 2"	*	*	2	6
100121806WR	315 X 2"	*	*	1	8

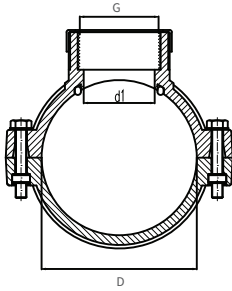
PRİZ KOLYE
GALVANİZ CİVATALI
ÇİFT ÇIKIŞLI
DOUBLE ENDED CLAMP
SADDLE WITH BOLT



KOD/CODE	EBAT/SİZE D x G	CİVATA ADEDİ BOLT QUANTITY	BASINÇ DEĞERİ / PN PRESSURE VALUE	AMBALAJ ADEDİ PACKING QUANTITY	KOLİ ADEDİ BOX QUANTITY
100140201WR	25 x 1/2" x 1/2"	*	*	25	250
100140202WR	25 x 3/4"	*	*	25	250
100140301WR	32 x 1/2" x 1/2"	*	*	25	200
100140302WR	32 x 3/4" x 3/4"	*	*	25	200
100140303WR	32 x 1"	*	*	25	200
100140401WR	40 x 1/2" x 1/2"	*	*	25	200
100140402WR	40 x 3/4" x 3/4"	*	*	25	150
100140403WR	40 x 1"	*	*	25	150
100140501WR	50 x 1/2" x 1/2"	*	*	10	140
100140502WR	50 x 3/4" x 3/4"	*	*	10	120
100140503WR	50 x 1" x 1"	*	*	10	120
100140504WR	50 x 1 1/4"	*	*	10	90
100140601WR	63 x 1/2" x 1/2"	*	*	10	90
100140602WR	63 x 3/4" x 3/4"	*	*	10	90
100140603WR	63 x 1" x 1"	*	*	10	80
100140604WR	63 x 1 1/4" x 1 1/4"	*	*	10	50
100140605WR	63 x 1 1/2" x 1 1/2"	*	*	10	50
100140701WR	75 x 1/2" x 1/2"	*	*	5	80
100140702WR	75 x 3/4" x 3/4"	*	*	5	80
100140703WR	75 x 1" x 1"	*	*	5	70
100140704WR	75 x 1 1/4" x 1 1/4"	*	*	5	40
100140705WR	75 x 1 1/2" x 1 1/2"	*	*	5	40
100140706WR	75 x 2" x 2"	*	*	5	40
100140801WR	90 x 1/2" x 1/2"	*	*	5	60
100140802WR	90 x 3/4" x 3/4"	*	*	5	60
100140803WR	90 x 1" x 1"	*	*	5	50
100140804WR	90 x 1 1/4" x 1 1/4"	*	*	5	35
100140805WR	90 x 1 1/2" x 1 1/2"	*	*	5	35
100140806WR	90 x 2" x 2"	*	*	5	30
100140901WR	110 x 1/2" x 1/2"	*	*	5	50
100140902WR	110 x 3/4" x 3/4"	*	*	5	50
100140903WR	110 x 1" x 1"	*	*	5	40
100140904WR	110 x 1 1/4" x 1 1/4"	*	*	5	30
100140905WR	110 x 1 1/2" x 1 1/2"	*	*	5	30
100140906WR	110 x 2" x 2"	*	*	5	30
100141001WR	125 x 1/2" x 1/2"	*	*	2	50
100141002WR	125 x 3/4" x 3/4"	*	*	2	48
100141003WR	125 x 1" x 1"	*	*	2	42
100141004WR	125 x 1 1/4" x 1 1/4"	*	*	2	42

KOD/CODE	EBAT/SIZE D x G	CİVATA ADEDİ BOLT QUANTITY	BASINÇ DEĞERİ / PN PRESSURE VALUE	AMBALAJ ADEDİ PACKING QUANTITY	KOLİ ADEDİ BOX QUANTITY
100141005WR	125 x 1½" X 1½"	*	*	2	36
100141006WR	125 X 2" X 2"	*	*	2	34
100141101WR	140 x ½" X ½"	*	*	2	36
100141102WR	140 x ¾" X ¾"	*	*	2	34
100141103WR	140 X 1" X 1"	*	*	2	28
100141104WR	140 x 1¼" X 1¼"	*	*	2	26
100141105WR	140 x 1½" X 1½"	*	*	2	22
100141106WR	140 x 2" X 2"	*	*	2	22
100141201WR	160 x ½" X ½"	*	*	2	26
100141202WR	160 x ¾" X ¾"	*	*	2	26
100141203WR	160 x 1" X 1"	*	*	2	24
100141204WR	160 x 1¼" X 1¼"	*	*	2	22
100141205WR	160 x 1½" X 1½"	*	*	2	20
100141206WR	160 x 2" X 2"	*	*	2	20
100141207WR	160 x 2½" X 2½"	*	*	2	12
100141208WR	160 x 3" X 3"	*	*	2	12
100141302WR	180 x ¾" X ¾"	*	*	2	10
100141303WR	180 x 1" X 1"	*	*	2	10
100141304WR	180 x 1¼" X 1¼"	*	*	2	10
100141305WR	180 x 1½" X 1½"	*	*	2	10
100141306WR	180 x 2" X 2"	*	*	2	10
100141307WR	180 x 2½" X 2½"	*	*	2	8
100141308WR	180 x 3" X 3"	*	*	2	8
100141402WR	200 x ¾" X ¾"	*	*	2	10
100141403WR	200 x 1" X 1"	*	*	2	10
100141404WR	200 x 1¼" X 1¼"	*	*	2	10
100141405WR	200 x 1½" X 1½"	*	*	2	8
100141406WR	200 x 2" X 2"	*	*	2	8
100141407WR	200 x 2½" X 2½"	*	*	2	8
100141408WR	200 x 3" X 3"	*	*	2	8
100141503WR	225 x 1" X 1"	*	*	2	8
100141504WR	225 x 1¼" X 1¼"	*	*	2	8
100141505WR	225 x 1½" X 1½"	*	*	2	8
100141506WR	225 x 2" X 2"	*	*	2	8
100141507WR	225 x 2½" X 2½"	*	*	2	8
100141508WR	225 x 3" X 3"	*	*	2	8
100141606WR	250 x 2"	*	*	2	6
100141806WR	315 x 2"	*	*	2	1

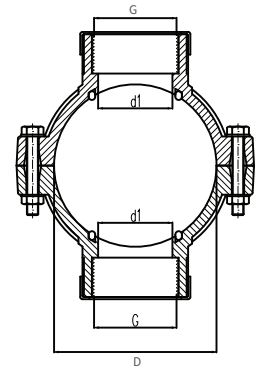
PRİZ KOLYE
PASLANMAZ CIVATALI
(AISI304)
PASLANMAZ METAL
YÜZÜKLÜ (AISI430)
 CLAMP SADDLE
 WITH STAINLESS STEEL BOLT
 (AISI304)
 STAINLESS STEEL
 REINFORCING RING (AISI430)



KOD/CODE	EBAT/SIZE D x G	CIVATA ADEDİ BOLT QUANTITY	BASINÇ DEĞERİ / PN PRESSURE VALUE	AMBALAJ ADEDİ PACKING QUANTITY	KOLİ ADEDİ BOX QUANTITY
100161101	140 x 1/2"	6	10	2	36
100161102	140 x 3/4"	6	10	2	36
100161103	140 x 1"	6	10	2	36
100161104	140 x 1 1/4"	6	10	2	36
100161105	140 x 1 1/2"	6	10	2	36
100161106	140 x 2"	6	10	2	28
100161201	160 x 1/2"	6	10	2	26
100161202	160 x 3/4"	6	10	2	26
100161203	160 x 1"	6	10	2	26
100161204	160 x 1 1/4"	6	10	2	24
100161205	160 x 1 1/2"	6	10	2	24
100161206	160 x 2"	6	10	2	22
100161207	160 x 2 1/2"	6	10	2	16
100161208	160 x 3"	6	6	2	12
100161209	160 x 4"	6	6	2	12
100161302	180 x 3/4"	6	10	2	10
100161303	180 x 1"	6	10	2	10
100161304	180 x 1 1/4"	6	10	2	10
100161305	180 x 1 1/2"	6	10	2	10
100161306	180 x 2"	6	10	2	10
100161307	180 x 2 1/2"	6	10	2	10
100161308	180 x 3"	6	6	2	10
100161309	180 x 4"	6	6	2	8
100161402	200 x 3/4"	6	10	2	10
100161403	200 x 1"	6	10	2	10
100161404	200 x 1 1/4"	6	10	2	10
100161405	200 x 1 1/2"	6	10	2	10
100161406	200 x 2"	6	10	2	8
100161407	200 x 2 1/2"	6	10	2	8
100161408	200 x 3"	6	6	2	8
100161409	200 x 4"	6	6	2	8
100161503	225 x 1"	6	10	2	8
100161504	225 x 1 1/4"	6	10	2	8
100161505	225 x 1 1/2"	6	10	2	8
100161506	225 x 2"	6	10	2	8
100161507	225 x 2 1/2"	6	10	2	8
100161508	225 x 3"	6	6	2	8
100161509	225 x 4"	6	6	2	8

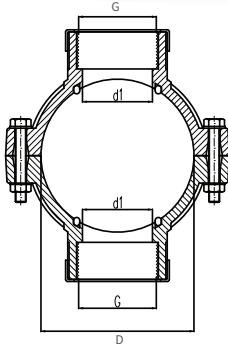
KOD/CODE	EBAT/SİZE D x G	CIVATA ADEDİ BOLT QUANTITY	BASINÇ DEĞERİ / PN PRESSURE VALUE	AMBALAJ ADEDİ PACKING QUANTITY	KOLİ ADEDİ BOX QUANTITY
100180201	25 x 1/2" x 1/2"	2	16	25	250
100180301	32 x 1/2" x 1/2"	2	16	25	200
100180302	32 x 3/4" x 3/4"	2	16	25	200
100180401	40 x 1/2" x 1/2"	2	16	25	150
100180402	40 x 3/4" x 3/4"	2	16	25	150
100180501	50 x 1/2" x 1/2"	2	16	10	140
100180502	50 x 3/4" x 3/4"	2	16	10	120
100180503	50 x 1" x 1"	2	16	10	120
100180601	63 x 1/2" x 1/2"	4	16	10	90
100180602	63 x 3/4" x 3/4"	4	16	10	90
100180603	63 x 1" x 1"	4	16	10	80
100180604	63 x 1 1/4" x 1 1/4"	4	16	10	50
100180605	63 x 1 1/2" x 1 1/2"	4	16	10	50
100180701	75 x 1/2" x 1/2"	4	16	5	80
100180702	75 x 3/4" x 3/4"	4	16	5	80
100180703	75 x 1" x 1"	4	16	5	70
100180704	75 x 1 1/4" x 1 1/4"	4	16	5	40
100180705	75 x 1 1/2" x 1 1/2"	4	16	5	40
100180706	75 x 2" x 2"	4	10	5	40
100180801	90 x 1/2" x 1/2"	4	16	5	60
100180802	90 x 3/4" x 3/4"	4	16	5	60
100180803	90 x 1" x 1"	4	16	5	50
100180804	90 x 1 1/4" x 1 1/4"	4	16	5	35
100180805	90 x 1 1/2" x 1 1/2"	4	16	5	35
100180806	90 x 2" x 2"	4	10	5	30
100180901	110 x 1/2" x 1/2"	4	16	5	50
100180902	110 x 3/4" x 3/4"	4	16	5	50
100180903	110 x 1" x 1"	4	16	5	40
100180904	110 x 1 1/4" x 1 1/4"	4	16	5	30
100180905	110 x 1 1/2" x 1 1/2"	4	16	5	30
100180906	110 x 2" x 2"	4	10	5	30
100181001	125 x 1/2" x 1/2"	4	10	2	50
100181002	125 x 3/4" x 3/4"	4	10	2	48
100181003	125 x 1" x 1"	4	10	2	42
100181004	125 x 1 1/4" x 1 1/4"	4	10	2	42
100181005	125 x 1 1/2" x 1 1/2"	4	10	2	36
100181006	125 x 2" x 2"	4	10	2	34

**PRİZ KOLYE
ÇİFT ÇIKIŞLI
PASLANMAZ CIVATALI
(AISI304)
PASLANMAZ METAL
YÜZÜKLÜ (AISI430)
DOUBLE ENDED CLAMP SADDLE
WITH STAINLESS STEEL BOLT
(AISI304)
STAINLESS STEEL
REINFORCING RING (AISI430)**



**PRİZ KOLYE
ÇİFT ÇIKIŞLI
PASLANMAZ CIVATALI
(AISI304)**

**PASLANMAZ METAL
YÜZÜKLÜ (AISI430)**
DOUBLE ENDED CLAMP SADDLE
WITH STAINLESS STEEL BOLT
(AISI304)
STAINLESS STEEL
REINFORCING RING (AISI430)



KOD/CODE	EBAT/SIZE D x G	CIVATA ADEDİ BOLT QUANTITY	BASINÇ DEĞERİ / PN PRESSURE VALUE	AMBALAJ ADEDİ PACKING QUANTITY	KOLİ ADEDİ BOX QUANTITY
100181101	140 x 1/2" x 1/2"	6	10	2	36
100181102	140 x 3/4" x 3/4"	6	10	2	34
100181103	140 x 1" x 1"	6	10	2	28
100181104	140 x 1 1/4" x 1 1/4"	6	10	2	26
100181105	140 x 1 1/2" x 1 1/2"	6	10	2	22
100181106	140 x 2" x 2"	6	10	2	22
100181201	160 x 1/2" x 1/2"	6	10	2	26
100181202	160 x 3/4" x 3/4"	6	10	2	26
100181203	160 x 1" x 1"	6	10	2	24
100181204	160 x 1 1/4" x 1 1/4"	6	10	2	22
100181205	160 x 1 1/2" x 1 1/2"	6	10	2	20
100181206	160 x 2" x 2"	6	10	2	20
100181207	160 x 2 1/2" x 2 1/2"	6	10	2	12
100181208	160 x 3" x 3"	6	6	2	12
100181209	160 x 4" x 4"	6	6	2	10
100181302	180 x 3/4" x 3/4"	6	10	2	10
100181303	180 x 1" x 1"	6	10	2	10
100181304	180 x 1 1/4" x 1 1/4"	6	10	2	10
100181305	180 x 1 1/2" x 1 1/2"	6	10	2	10
100181306	180 x 2" x 2"	6	10	2	10
100181307	180 x 2 1/2" x 2 1/2"	6	10	2	8
100181308	180 x 3" x 3"	6	6	2	8
100181309	180 x 4" x 4"	6	6	2	6
100181402	200 x 3/4" x 3/4"	6	10	2	10
100181403	200 x 1" x 1"	6	10	2	10
100181404	200 x 1 1/4" x 1 1/4"	6	10	2	10
100181405	200 x 1 1/2" x 1 1/2"	6	10	2	8
100181406	200 x 2" x 2"	6	10	2	8
100181407	200 x 2 1/2" x 2 1/2"	6	10	2	8
100181408	200 x 3" x 3"	6	6	2	8
100181409	200 x 4" x 4"	6	6	2	6
100181503	225 x 1" x 1"	6	10	2	8
100181504	225 x 1 1/4" x 1 1/4"	6	10	2	8
100181505	225 x 1 1/2" x 1 1/2"	6	10	2	8
100181506	225 x 2" x 2"	6	10	2	8
100181507	225 x 2 1/2" x 2 1/2"	6	10	2	8
100181508	225 x 3" x 3"	6	6	2	8
100181509	225 x 4" x 4"	6	6	2	4

KOD/CODE	EBAT/SIZE	AMBALAJ ADEDİ PACKING QUANTITY
16080	10 mm	5
16083	13 mm	5

**MANYETİK
LOKMA UÇ
MAGNETIC SOCKET
WRENCH**



Dikkat Edilmesi Gereken Hususlar

Points to Take Into Consideration

- + **Priz kolyeler depolama ve montaj esnasında sert ve keskin cisimlerden uzak tutulmalıdır. Tesisat toprak altına dönecekse, sert ve keskin cisimlerden korumak amacıyla kum ile kapatılmalıdır. Hasar görmüş ürünler kesinlikle kullanılmamalıdır.**
Clamp saddles should be kept away from hard and sharp objects during the storage and installation. If the installation is laid under the ground, it should be covered with sand to protect it from hard and sharp objects. Any damaged adaptor should not be used absolutely.
- + **Priz kolyelerde o-ring, yuvasına düzgünce yerleştirilmeli ve montaj esnasında yerinden çıkmasına özen gösterilmelidir.**
The o-ring should be placed in its socket properly in order not to be unsettled during the installation.
- + **Priz kolye ile kullanılacak erkek adaptörlere teflon bant sızdırmazlığı sağlayacak kadar ve sıkma yönüyle aynı yönde sarılmalıdır.**
Male adaptors to be used with Clamp Saddles, should be wrapped up with the teflon band with the tightening direction and should be wrapped enough to prevent leakage.

- + **Priz kolyelerin montajından sonra yapılan boru delme işlemi, uygun bir matkap ucu ile dişlere değmeyecek şekilde gerçekleştirilmelidir.**
Drilling the pipe after the installation of Clamp Saddles can cause the damage of the threads. Thus, drilling must be carried out in a way that it does not touch the threads with a suitable drill bit.
- + **Boruda standart değerinden daha büyük bir ölçüde ise priz kolye montajında alt ve üst kapaklar birbirine değmeyecektir. Bu durumda; cıvatalı priz kolyelerin cıvatalarının alt ve üst kapaklar birbirine değene kadar sıkılmasına gerek yoktur.**
If the dimension of the installed pipes is bigger than the standard values upper and lower parts will not contact each other. Under these circumstances, there is no need to tighten the bolts till the upper and lower body parts contact or hammer the slides to the end point.
- + **Priz kolyelerin montajı sırasında cıvata ve somunlar karşılıklı olarak dengeli sıkılmalıdır.**
Bolts and nuts must be tightened mutually balanced during installation of the Clamp Saddles.

Tesisatın Son Kontrolü

Final Check of the Installation

GÖZLE KONTROL

Tesisatın kurulumu sırasında kullanılan ürünlerin hasar tespiti için mutlaka gözle kontrol yapılmalıdır.
VISUAL CHECK

During installation, the system should be checked visually in order to determine the damaged clamp saddles.

SIZDIRMAZLIK KONTROLÜ

Tesisatın kurulumu sonrasında sisteme mutlaka test basıncında su verilmeli ve sızdırmazlık durumu tespit edilmelidir.

LEAKPROOFNESS CHECK

After the installation, the system should be checked with water in testing pressure to determine the water leak.

SIZINTIYA NEDEN OLABİLECEK UYGULAMALAR


CONDITIONS THAT MAY CAUSE LEAKAGE

- + **Boru ölçülerinin uluslararası standartlara uygun olmaması,**
Pipe sizes do not comply with international standards,

- + **Kullanılan diğer metal ya da plastik malzemenin uluslararası standartlara uygun olmaması,**
Other metal or plastic materials used do not comply with international standards,
- + **Teflon bandın yeterli miktarda ve uygun şekilde kullanılmaması,**
Not to use the teflon band sufficiently and suitably,
- + **Montaj sırasında Priz Kolyenin talimatlara uygun monte edilmemesi,**
Incorrect installation of the Clamp Saddles during installation,
- + **Matkap ile boru delme esnasında Priz kolyenin dişlerine zarar verilmesi,**
Damage of the threads of the Clamp Saddles during pipe drilling with the drill,
- + **Montaj esnasında o-ringin zarar görmesi ya da o-ringin yerinden çıkması, tesisatınızda sızıntıya neden olabilir.**
Damage or displacing of the o-ring during the installation, can cause leaking in your installation.

Priz Kolye Montaj Talimatı

Installation Instructions For Clamp Saddles



- 1 Borunun çıkış alacağınız noktayı işaretleyiniz.**
Mark the point from where you will take off the pipe.



- 2 Priz kolye o-ringini, üst kapak üzerinde bulunan o-ring yuvasına düzgün şekilde yerleştiriniz.**
Place the o-ring properly into the socket on the upper body.



- 3 Boru üzerinde önce somunları monte edilmiş alt kapağı, sonra üst kapağını boru üzerinde işaretlediğiniz noktaya göre boruya takınız.**

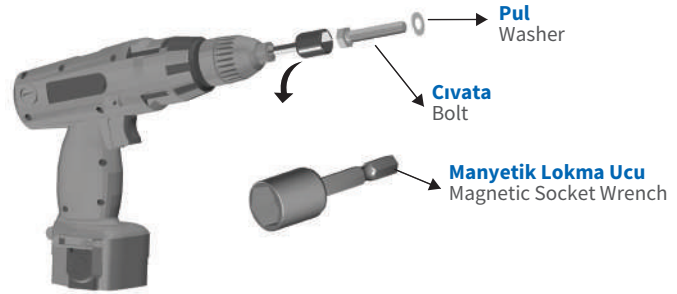
First, mount the lower part to the pipe which nuts are inserted on it, then mount the upper part according to the point you marked before on the pipe.



4 Cıvata ve pulu, manyetik lokma ucuna takınız. Priz kolyelerin çapına uygun tork değerlerine göre matkabınızı ayarlayınız.

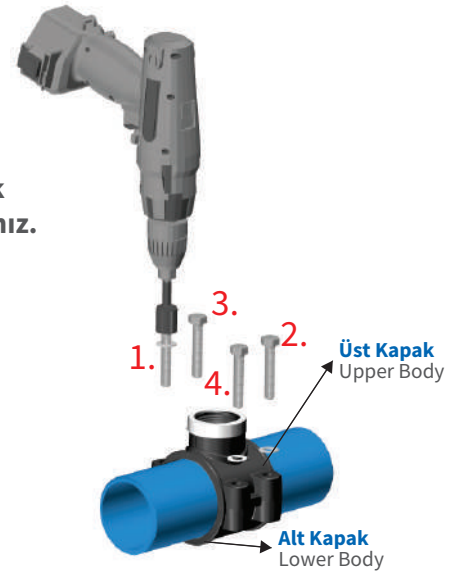
Mount the bolt and the washer into the tip of magnetic socket wrench. Adjust the drill according to the appropriate torque values for clamp saddles dimension.

EBAT/SIZE d x G	TORK DEĞERLERİ (Nm) TORQUE VALUES
Ø25 - Ø50	4,5 Nm
Ø63 - Ø110	6,3 Nm
Ø125 - Ø140	12 Nm
Ø160 - Ø180	13 Nm
Ø200 - Ø225	14 Nm




5 1. Cıvata ve pulu üst kapak üzerindeki yuvalarına yerleştirerek yarım sıkınız. Sırasıyla, 2. 3. ve 4. cıvataları ve pulları tam sıkınız. Son olarak yarım sıkılan 1. cıvata ve pulu tam sıkınız.

Place the 1st bolt and washer in their housing on the upper part and screw it halfway. Screw completely the 2nd, 3rd and 4th bolts and washers in sequence. Finally completely screw the 1st bolt and washer which are half screwed at the beginning.



6 Diş ölçüsüne uygun bir matkap ucu ile ek parçaya değmeyecek şekilde boru delme işlemini gerçekleştiriniz.

Carry out the pipe drilling without touching the saddles with an appropriate drill bit for the thread dimension.



Priz Kolye Geçmeli

Clamp Saddles With Slide

Özellikler

Specifications

- + **Darbelere karşı dayanıklı, yüksek kaliteli polipropilen hammaddeden üretilmiştir.**
It has been produced from high quality polypropylene raw material and it has resistance to impact.
- + **Borulardaki ölçü farklılıklarından doğabilecek sızıntıları önleyebilecek şekilde tasarlanmıştır.**
It is designed to prevent leakage caused by the size differences of the pipes.

- + **O-ringi kauçuktan üretilmekte olup yüksek basınç altında sızdırmazlık sağlar.**
O-rings are made of rubber and provide leakproofness under high pressure.
- + **Suyun kokusunu ve tadını değiştirebilecek zararlı bileşimler içermez.**
It does not contain any harmful compounds which can change the taste or the smell of the water.
- + **ISO 13460-1 Standardına uygundur.**
It is compatible with ISO 13460-1 Standard.

Dikkat Edilmesi

Gereken Hususlar

Points to Take Into Consideration

- + **Priz kolyeler depolama ve montaj esnasında sert ve keskin cisimlerden uzak tutulmalıdır. Tesisat toprak altına döşenecekse, sert ve keskin cisimlerden korumak amacıyla kum ile kapatılmalıdır. Hasar görmüş ürünler kesinlikle kullanılmamalıdır.**
Clamp saddles should be kept away from hard and sharp objects during the storage and installation. If the installation is laid under the ground, it should be covered with sand to protect it from hard and sharp objects. Any damaged adaptor should not be used absolutely.
- + **Priz kolyelerde o-ring, yuvasına düzgünce yerleştirilmeli ve montaj esnasında yerinden çıkmamasına özen gösterilmelidir.**
The o-ring should be placed in its socket properly in order not to be unsettled during the installation.
- + **Priz kolye ile kullanılacak erkek adaptörlere teflon bant sızdırmazlığı sağlayacak kadar ve sıkma yönüyle aynı yönde sarılmalıdır.**
Male adaptors to be used with Clamp Saddles, should be wrapped up with the teflon band with the tightening direction and should be wrapped enough to prevent leakage.
- + **Priz kolyelerin montajından sonra yapılan boru delme işlemi, uygun bir matkap ucu ile dişlere değmeyecek şekilde gerçekleştirilmelidir.**
Drilling the pipe after the installation of Clamp Saddles can cause the damage of the threads. Thus, drilling must be carried out in a way that it does not touch the threads with a suitable drill bit.
- + **Boruda standart değerinden daha büyük bir ölçü farklılığı var ise (> 0.5 mm) priz kolye montajında alt ve üst kapaklar birbirine değmeyecektir. Bu durumda priz kolyenin kamalarının sonuna kadar çakılmasına gerek yoktur.**
If there is a size difference, larger than the standart dimensions (> 0.5 mm) in the pipe, upper and lower body parts will not contact each other during the clamp saddle installation. In this case, there is no need to drive in the wedges of the clamp saddle up to the end.
- + **Priz kolyelerin montajı sırasında kamalar karşılıklı monte edilmelidir.**
During the installation of the clamp saddles, wedges or bolts should be installed reciprocally.



TS ISO 13460-1

GARANTİ VERİLEN BASINÇ DEĞERİ

GUARANTEED PRESSURE VALUE

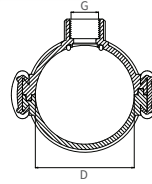
Ø 25 mm – Ø 110 mm :PN 6

KULLANIM ALANLARI

INSTALLATION AREAS



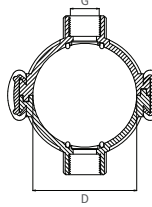
KOD/CODE	EBAT/SIZE D x G	BASINÇ DEĞERİ / PN PRESSURE VALUE	AMBALAJ ADEDİ PACKING QUANTITY	KOLİ ADEDİ BOX QUANTITY
9311	25 x 1/2"	6	25	300
9321	32 x 1/2"	6	25	250
9322	32 x 3/4"	6	25	250
9331	40 x 1/2"	6	25	200
9332	40 x 3/4"	6	25	200
9341	50 x 1/2"	6	10	90
9342	50 x 3/4"	6	10	100
9343	50 x 1"	6	10	100
9351	63 x 1/2"	6	10	90
9352	63 x 3/4"	6	10	80
9353	63 x 1"	6	10	80
9361	75 x 1/2"	6	5	65
9362	75 x 3/4"	6	5	60
9363	75 x 1"	6	5	70
9371	90 x 1/2"	6	5	60
9372	90 x 3/4"	6	5	45
9373	90 x 1"	6	5	60
9381	110 x 1/2"	6	5	50
9382	110 x 3/4"	6	5	50
9383	110 x 1"	6	5	45



PRİZ KOLYE
GEÇMELİ
CLAMP SADDLE WITH SLIDE



KOD/CODE	EBAT/SIZE D x G	BASINÇ DEĞERİ / PN PRESSURE VALUE	AMBALAJ ADEDİ PACKING QUANTITY	KOLİ ADEDİ BOX QUANTITY
9411	25 x 1/2" x 1/2"	6	25	250
9421	32 x 1/2" x 1/2"	6	25	200
9422	32 x 3/4" x 3/4"	6	25	225
9431	40 x 1/2" x 1/2"	6	25	150
9432	40 x 3/4" x 3/4"	6	25	150
9441	50 x 1/2" x 1/2"	6	10	80
9442	50 x 3/4" x 3/4"	6	10	110
9443	50 x 1" x 1"	6	10	70
9451	63 x 1/2" x 1/2"	6	10	80
9452	63 x 3/4" x 3/4"	6	10	90
9453	63 x 1" x 1"	6	10	70
9461	75 x 1/2" x 1/2"	6	5	60
9462	75 x 3/4" x 3/4"	6	5	50
9463	75 x 1" x 1"	6	5	55
9471	90 x 1/2" x 1/2"	6	5	45
9472	90 x 3/4" x 3/4"	6	5	45
9473	90 x 1" x 1"	6	5	40
9481	110 x 1/2" x 1/2"	6	5	40
9482	110 x 3/4" x 3/4"	6	5	40
9483	110 x 1" x 1"	6	5	40



PRİZ KOLYE
ÇİFT ÇIKIŞLI GEÇMELİ
DOUBLE ENDED CLAMP SADDL
WITH SLIDE



Layflat Ek Parçaları

Layflat Fittings

Özellikler

Specifications

- + Darbelere karşı dayanıklı, yüksek kaliteli polipropilen hammaddeden üretilmiştir.**
It has been produced from high quality polypropylene raw material and it has resistance to impact.
- + O-ringli kauçuktan üretilmekte olup yüksek basınç altında sızdırmazlık sağlar.**
O-rings are made of rubber and provide leakproofness under high pressure.
- + İç yüzeyleri homojen ve gözeneksizdir.**
It has a homogeneous and non-porous inner surface.
- + Suyun kokusunu ve tadını değiştirebilecek zararlı bileşikler içermez.**
It does not contain any harmful compounds which can change the taste or the smell of the water.

ÖLÇÜ SIZE	LAYFLAT BORU İÇ ÇAP LAYFLAT PIPE INTERNAL DIAMETER
2"	52 mm
2 ½"	65 mm
3"	77 mm
4"	103 mm
5"	128 mm
6"	153 mm

GARANTİ VERİLEN BASINÇ DEĞERİ

GUARANTEED PRESSURE VALUE

- 2" - 2 ½" : PN 10
3" - 4" - 5" : PN 6
6" : PN 4

KULLANIM ALANLARI

INSTALLATION AREAS



Dikkat Edilmesi

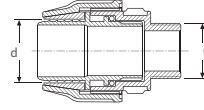
Gereken Hususlar

Points to Take Into Consideration

- + Layflat Çıkış Nipelleri ile çıkış almak için delik çapı 13 mm olacak şekilde boru delinmelidir.**
To get offtake with Layflat Offtake Nipple, the pipe should be drilled according to the hole diameter to be 13 mm.
- + Layflat Ek Parçalarının boruya montajı sırasında Layflat Boru katlama noktasının dış boru tutucu üzerindeki açık kanallara denk gelmemesine dikkat edilmelidir.**
During the assembling of Layflat Fittings, it should be avoided to Layflat Pipe folding point to come up to the opened channels on the outer pipe holder.



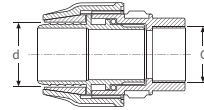
KOD/CODE	EBAT/SIZE d x G	BASINÇ DEĞERİ / PN PRESSURE VALUE	AMBALAJ ADEDİ PACKING QUANTITY	KOLİ ADEDİ BOX QUANTITY
71155	2" x 2"	10	10	70
71165	2½" x 2"	10	6	48
71166	2½" x 2½"	10	6	48
71177	3" x 3"	6	4	28
71187	4" x 3"	6	4	16
71188	4" x 4"	6	4	12
71198	5" x 4"	6	2	10
71199	5" x 5"	6	2	10
7119908	6" x 4"	4	2	4
7119909	6" x 5"	4	2	4



**LAYFLAT
ERKEK**
LAYFLAT MALE ADAPTOR



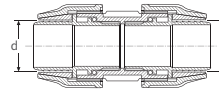
KOD/CODE	EBAT/SIZE d x G	BASINÇ DEĞERİ / PN PRESSURE VALUE	AMBALAJ ADEDİ PACKING QUANTITY	KOLİ ADEDİ BOX QUANTITY
71255	2" x 2"	10	10	70
71266	2½" x 2½"	10	6	42
71277	3" x 3"	6	4	28
71288	4" x 4"	6	4	12
71298	5" x 4"	6	2	12
71299	5" x 5"	6	2	8
7129909	6" x 5"	4	2	4



**LAYFLAT
DiŞİ**
LAYFLAT FEMALE ADAPTOR



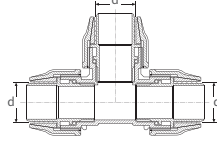
KOD/CODE	EBAT/SIZE d x d	BASINÇ DEĞERİ / PN PRESSURE VALUE	AMBALAJ ADEDİ PACKING QUANTITY	KOLİ ADEDİ BOX QUANTITY
71355	2" x 2"	10	6	42
71366	2½" x 2½"	10	5	25
71377	3" x 3"	6	2	16
71388	4" x 4"	6	2	8
71399	5" x 5"	6	1	6
7139910	6" x 6"	4	1	2



**LAYFLAT
MANŞON**
LAYFLAT COUPLING

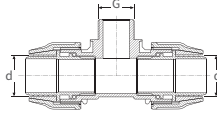


LAYFLAT TE
LAYFLAT TEE



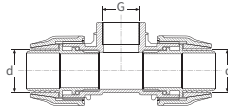
KOD/CODE	EBAT/SIZE d x d x d	BASINÇ DEĞERİ / PN PRESSURE VALUE	AMBALAJ ADEDİ PACKING QUANTITY	KOLİ ADEDİ BOX QUANTITY
71455	2" x 2" x 2"	10	4	28
71466	2½" x 2½" x 2½"	10	3	15
71477	3" x 3" x 3"	6	1	10
71488	4" x 4" x 4"	6	1	4
71499	5" x 5" x 5"	6	1	2
7149910	6" x 6" x 6"	4	1	1

**LAYFLAT
ERKEK TE**
LAYFLAT MALE TEE



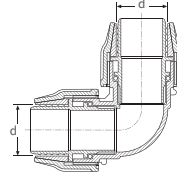
KOD/CODE	EBAT/SIZE d x G x d	BASINÇ DEĞERİ / PN PRESSURE VALUE	AMBALAJ ADEDİ PACKING QUANTITY	KOLİ ADEDİ BOX QUANTITY
71555	2" x 2" x 2"	10	4	32
71566	2½" x 2½" x 2½"	10	3	15
71577	3" x 3" x 3"	6	1	12
71588	4" x 4" x 4"	6	1	6
71598	5" x 4" x 5"	6	1	4
71599	5" x 5" x 5"	6	1	4
7159908	6" x 4" x 6"	4	1	2
7159909	6" x 5" x 6"	4	1	2

**LAYFLAT
DİŞİ TE**
LAYFLAT FEMALE TEE



KOD/CODE	EBAT/SIZE d x G x d	BASINÇ DEĞERİ / PN PRESSURE VALUE	AMBALAJ ADEDİ PACKING QUANTITY	KOLİ ADEDİ BOX QUANTITY
71655	2" x 2" x 2"	10	4	24
71666	2½" x 2½" x 2½"	10	3	15
71677	3" x 3" x 3"	6	1	12
71688	4" x 4" x 4"	6	1	5
71698	5" x 4" x 5"	6	1	4
71699	5" x 5" x 5"	6	1	3
7169909	6" x 5" x 6"	4	1	2

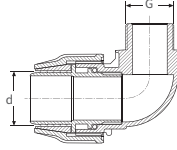
KOD/CODE	EBAT/SİZE d x d	BASINÇ DEĞERİ / PN PRESSURE VALUE	AMBALAJ ADEDİ PACKING QUANTITY	KOLİ ADEDİ BOX QUANTITY
71755	2" x 2"	10	4	40
71766	2½" x 2½"	10	4	20
71777	3" x 3"	6	2	14
71788	4" x 4"	6	1	7
71799	5" x 5"	6	1	4
7179910	6" x 6"	4	1	2



**LAYFLAT
DİRSEK**
LAYFLAT ELBOW



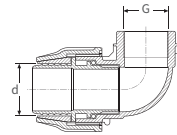
KOD/CODE	EBAT/SİZE d x G	BASINÇ DEĞERİ / PN PRESSURE VALUE	AMBALAJ ADEDİ PACKING QUANTITY	KOLİ ADEDİ BOX QUANTITY
71855	2" x 2"	10	4	56
71866	2½" x 2½"	10	4	36
71877	3" x 3"	6	2	18
71888	4" x 4"	6	1	11
71898	5" x 4"	6	1	8
71899	5" x 5"	6	1	6
7189909	6" x 5"	4	1	4



**LAYFLAT
ERKEK DİRSEK**
LAYFLAT MALE ELBOW



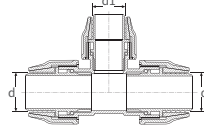
KOD/CODE	EBAT/SİZE d x G	BASINÇ DEĞERİ / PN PRESSURE VALUE	AMBALAJ ADEDİ PACKING QUANTITY	KOLİ ADEDİ BOX QUANTITY
71955	2" x 2"	10	4	48
71966	2½" x 2½"	10	4	32
71977	3" x 3"	6	2	20
71988	4" x 4"	6	1	11
71998	5" x 4"	6	1	6
71999	5" x 5"	6	1	6
7199909	6" x 5"	4	1	4



**LAYFLAT
DİŞİ DİRSEK**
LAYFLAT FEMALE ELBOW

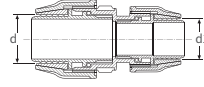


**LAYFLAT
REDÜKSİYON TE**
LAYFLAT REDUCING TEE



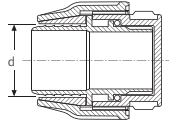
KOD/CODE	EBAT/SIZE d x d ₁ x d	BASINÇ DEĞERİ / PN PRESSURE VALUE	AMBALAJ ADEDİ PACKING QUANTITY	KOLİ ADEDİ BOX QUANTITY
72065	2 1/2" x 2" x 2 1/2"	10	3	15
72076	3" x 2 1/2" x 3"	6	1	11
72087	4" x 3" x 4"	6	1	6
72098	5" x 4" x 5"	6	1	2
7209908	6" x 4" x 6"	4	1	2
7209909	6" x 5" x 6"	4	1	2

**LAYFLAT
REDÜKSİYON MANŞON**
LAYFLAT REDUCING COUPLING



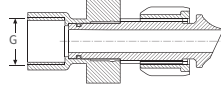
KOD/CODE	EBAT/SIZE d x d ₁	BASINÇ DEĞERİ / PN PRESSURE VALUE	AMBALAJ ADEDİ PACKING QUANTITY	KOLİ ADEDİ BOX QUANTITY
72165	2 1/2" x 2"	10	6	30
72176	3" x 2 1/2"	6	2	18
72187	4" x 3"	6	2	10
72198	5" x 4"	6	1	6
7219908	6" x 4"	4	1	6
7219909	6" x 5"	4	1	4

**LAYFLAT
KÖR TAPA**
LAYFLAT END CAP



KOD/CODE	EBAT/SIZE d	BASINÇ DEĞERİ / PN PRESSURE VALUE	AMBALAJ ADEDİ PACKING QUANTITY	KOLİ ADEDİ BOX QUANTITY
72255	2"	10	12	84
72266	2 1/2"	10	6	54
72277	3"	6	4	32
72288	4"	6	4	16
72299	5"	6	2	12
7229910	6"	4	2	4

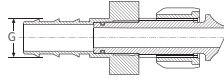
KOD/CODE	G SIZE mm	AMBALAJ ADEDİ PACKING QUANTITY	KOLİ ADEDİ BOX QUANTITY
72500	1/2"	50	900
72501	3/4"	50	800



**LAYFLAT
DİŞLİ ÇIKIŞ NİPELİ**
LAYFLAT THREADED OFFTAKE NIPPLE



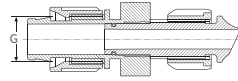
KOD/CODE	G SIZE mm	AMBALAJ ADEDİ PACKING QUANTITY	KOLİ ADEDİ BOX QUANTITY
72511	16	50	1000
72512	20	50	900



**LAYFLAT
KURTAĞZI ÇIKIŞ NİPELİ**
LAYFLAT BARBED OFFTAKE NIPPLE



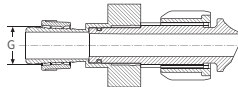
KOD/CODE	G SIZE mm	AMBALAJ ADEDİ PACKING QUANTITY	KOLİ ADEDİ BOX QUANTITY
72531	17	50	900
72532	22	50	600



**LAYFLAT
YASSI DAMLAMA ÇIKIŞ NİPELİ**
LAYFLAT TAPE OFFTAKE NIPPLE



KOD/CODE	G SIZE mm	AMBALAJ ADEDİ PACKING QUANTITY	KOLİ ADEDİ BOX QUANTITY
72541	17	50	1000



**LAYFLAT
YÜZÜKLÜ YASSI DAMLAMA
ÇIKIŞ NİPELİ**
LAYFLAT TAPE (WITH RING)
OFFTAKE NIPPLE



KOD/CODE	EBAT/SIZE mm	GÖVDE EBADİ BODY SIZE	AMBALAJ ADEDİ PACKING QUANTITY	KOLİ ADEDİ BOX QUANTITY
4936	32 - 63	2" - 2 1/2"	5	140
4969	63 - 110	3" - 4" - 5"	5	45
49699	125	6"	2	24



KABLİN ANAHTARI
FITTING SPANNER

Dişli Bağlantı Elemanları Threaded Fittings

Özellikler Specifications

- + **Darbelere karşı dayanıklı, yüksek kaliteli polipropilen hammaddeden üretilmiştir.**
It has been produced from high quality polypropylene raw material and it has resistance to impact.
- + **UV ışınlarını geçirmediği için yosunlanmaya ve bakteri üremesine izin vermez.**
They prevent alga and bacteria forming due to UV proof (ultraviolet beam) structure.
- + **İç yüzeyleri homojen ve gözeneksizdir.**
It has a homogeneous and non-porous inner surface.
- + **Suyun kokusunu ve tadını değiştirebilecek zararlı bileşikler içermez.**
It does not contain any harmful compounds which can change the taste or the smell of the water.

GARANTİ VERİLEN BASINÇ DEĞERİ : PN 10
GUARANTEED PRESSURE VALUE : PN 10

KULLANIM ALANLARI
INSTALLATION AREAS



MTT-100 Kollektör Te Özellikleri MTT-100 Collektör Tee Specifications

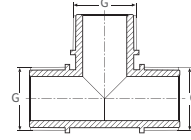
- + **BSP dişli vanalar ve vana manifoldu kurmak için kullanılır.**
BSP Thread is used to install female valves, and valve manifold.
- + **Kurulum için araç gerektirmez.**
It does not require tools for installation.
- + **Kendinden o-ringlidir, kollektörler arasında sızdırmazlık sağlar.**
It has self a o-ring providing leakproofness between collectors.

Dikkat Edilmesi Gereken Hususlar Points to Take Into Consideration

- + **Ürünlerde diş kısımlarına sızdırmazlık için teflon vb. sızdırmazlık elemanı kullanılmalıdır.**
Sealing elements such as Teflon should be used to seal the threads of the products.
- + **Ürünler diş bitiminden sonra aşırı zorlanmamalıdır.**
Products should not be forced after thread end.



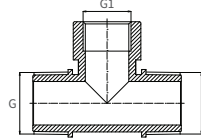
KOD/CODE	EBAT/SIZE G x G x G	BASINÇ DEĞERİ / PN PRESSURE VALUE	AMBALAJ ADEDİ PACKING QUANTITY	KOLİ ADEDİ BOX QUANTITY
13111	1/2" x 1/2" x 1/2"	10	25	800
13112	1/2" x 3/4" x 1/2"	10	25	600
13121	3/4" x 1/2" x 3/4"	10	25	600
13122	3/4" x 3/4" x 3/4"	10	25	600
13123	3/4" x 1" x 3/4"	10	25	550
13131	1" x 1/2" x 1"	10	25	400
13132	1" x 3/4" x 1"	10	25	400
13133	1" x 1" x 1"	10	25	400
13141	1 1/4" x 1/2" x 1 1/4"	10	15	210
13142	1 1/4" x 3/4" x 1 1/4"	10	15	210
13143	1 1/4" x 1" x 1 1/4"	10	15	210
13144	1 1/4" x 1 1/4" x 1 1/4"	10	15	180
13155	1 1/2" x 1 1/2" x 1 1/2"	10	10	100
13165	2" x 1 1/2" x 2"	10	6	66
13166	2" x 2" x 2"	10	6	60
13177	2 1/2" x 2 1/2" x 2 1/2"	10	3	36
13188	3" x 3" x 3"	10	2	22
13199	4" x 4" x 4"	10	1	15



DİŞLİ TE ERKEK - ERKEK - ERKEK THREADED TEE MALE MALE - MALE



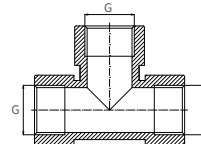
KOD/CODE	EBAT/SIZE G x G, x G	BASINÇ DEĞERİ / PN PRESSURE VALUE	AMBALAJ ADEDİ PACKING QUANTITY	KOLİ ADEDİ BOX QUANTITY
13211	1/2" x 1/2" x 1/2"	10	25	550
13212	1/2" x 3/4" x 1/2"	10	25	500
13221	3/4" x 1/2" x 3/4"	10	25	500
13222	3/4" x 3/4" x 3/4"	10	25	450
13223	3/4" x 1" x 3/4"	10	25	375
13231	1" x 1/2" x 1"	10	25	400
13232	1" x 3/4" x 1"	10	25	350
13233	1" x 1" x 1"	10	25	300
13242	1 1/4" x 3/4" x 1 1/4"	10	15	195
13243	1 1/4" x 1" x 1 1/4"	10	15	180
13254	1 1/2" x 1 1/4" x 1 1/2"	10	10	110
13255	1 1/2" x 1 1/2" x 1 1/2"	10	10	80
13264	2" x 1 1/4" x 2"	10	6	60
13265	2" x 1 1/2" x 2"	10	6	60
13266	2" x 2" x 2"	10	6	48
13267	2 1/2" x 2 1/2" x 2 1/2"	10	3	30
13268	3" x 3" x 3"	10	2	18
13269	4" x 4" x 4"	10	1	14



DİŞLİ TE ERKEK - DİŞİ - ERKEK THREADED TEE MALE - FEMALE - MALE



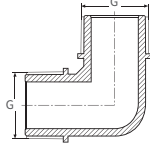
KOD/CODE	EBAT/SIZE G x G x G	BASINÇ DEĞERİ / PN PRESSURE VALUE	AMBALAJ ADEDİ PACKING QUANTITY	KOLİ ADEDİ BOX QUANTITY
13271	1/2" x 1/2" x 1/2"	10	25	450
13272	3/4" x 3/4" x 3/4"	10	25	275
13273	1" x 1" x 1"	10	25	200
13274	1 1/4" x 1 1/4" x 1 1/4"	10	15	105
13275	1 1/2" x 1 1/2" x 1 1/2"	10	10	60
13276	2" x 2" x 2"	10	6	42
13277	2 1/2" x 2 1/2" x 2 1/2"	10	3	27
13278	3" x 3" x 3"	10	2	18
13279	4" x 4" x 4"	10	1	12



DİŞLİ TE DİŞİ - DİŞİ - DİŞİ THREADED TEE FEMALE - FEMALE - FEMALE

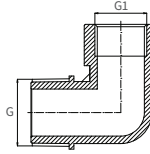


DIŞLİ DİRSEK
ERKEK - ERKEK
THREADED ELBOW
MALE - MALE



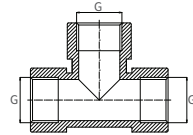
KOD/CODE	EBAT/SIZE G x G	BASINÇ DEĞERİ / PN PRESSURE VALUE	AMBALAJ ADEDİ PACKING QUANTITY	KOLİ ADEDİ BOX QUANTITY
13311	1/2" x 1/2"	10	25	900
13321	3/4" x 1/2"	10	25	950
13322	3/4" x 3/4"	10	25	900
13331	1" x 1/2"	10	25	600
13332	1" x 3/4"	10	25	600
13333	1" x 1"	10	25	550
13341	1 1/4" x 1/2"	10	15	300
13342	1 1/4" x 3/4"	10	15	300
13343	1 1/4" x 1"	10	15	300
13344	1 1/4" x 1 1/4"	10	15	240
13355	1 1/2" x 1 1/2"	10	10	150
13364	2" x 1 1/4"	10	6	108
13365	2" x 1 1/2"	10	6	108
13366	2" x 2"	10	6	90
13377	2 1/2" x 2 1/2"	10	4	56
13388	3" x 3"	10	2	36
13399	4" x 4"	10	1	23

DIŞLİ DİRSEK
ERKEK - DIŞI
THREADED ELBOW
MALE - FEMALE



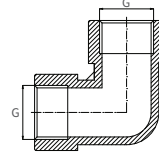
KOD/CODE	EBAT/SIZE G x G ₁	BASINÇ DEĞERİ / PN PRESSURE VALUE	AMBALAJ ADEDİ PACKING QUANTITY	KOLİ ADEDİ BOX QUANTITY
13411	1/2" x 1/2"	10	25	800
13412	1/2" x 3/4"	10	25	600
13421	3/4" x 1/2"	10	25	700
13422	3/4" x 3/4"	10	25	600
13423	3/4" x 1"	10	25	500
13431	1" x 1/2"	10	25	550
13432	1" x 3/4"	10	25	500
13433	1" x 1"	10	25	400
13442	1 1/4" x 3/4"	10	15	270
13443	1 1/4" x 1"	10	15	240
13444	1 1/4" x 1 1/4"	10	15	210
13454	1 1/2" x 1 1/4"	10	10	140
13455	1 1/2" x 1 1/2"	10	10	120
13464	2" x 1 1/4"	10	6	108
13465	2" x 1 1/2"	10	6	84
13466	2" x 2"	10	6	72
13467	2 1/2" x 2 1/2"	10	4	48
13468	3" x 3"	10	2	32
13469	4" x 4"	10	1	18

DIŞLİ TE
DIŞI - DIŞI - DIŞI
METAL YÜZÜKLÜ
THREADED TE
FEMALE FEMALE FEMALE
REINFORCING RING



KOD/CODE	EBAT/SIZE G x G x G	BASINÇ DEĞERİ / PN PRESSURE VALUE	AMBALAJ ADEDİ PACKING QUANTITY	KOLİ ADEDİ BOX QUANTITY
131076	2" x 2" x 2"	10	6	42
13178	3" x 3" x 3"	10	2	18

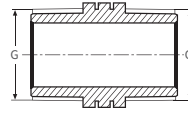
KOD/CODE	EBAT/SIZE G x G	BASINÇ DEĞERİ / PN PRESSURE VALUE	AMBALAJ ADEDİ PACKING QUANTITY	KOLİ ADEDİ BOX QUANTITY
13471	½" x ½"	10	25	800
13472	¾" x ¾"	10	25	450
13473	1" x 1"	10	25	300
13474	1¼" x 1¼"	10	15	180
13480	1½" x 1¼"	10	10	120
13475	1½" x 1½"	10	10	110
13476	2" x 2"	10	6	66
13477	2½" x 2½"	10	4	36
13478	3" x 3"	10	2	26
13479	4" x 4"	10	1	16




DİŞLİ DİRSEK
DİŞİ - DİŞİ
THREADED ELBOW
FEMALE - FEMALE



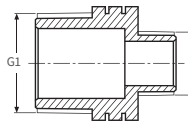
KOD/CODE	EBAT/SIZE G x G	BASINÇ DEĞERİ / PN PRESSURE VALUE	AMBALAJ ADEDİ PACKING QUANTITY	KOLİ ADEDİ BOX QUANTITY
13500	¼" x ¼"	10	100	7000
13511	½" x ½"	10	50	1500
13522	¾" x ¾"	10	50	1400
13533	1" x 1"	10	50	800
13544	1¼" x 1¼"	10	25	375
13555	1½" x 1½"	10	25	250
13566	2" x 2"	10	25	150
13577	2½" x 2½"	10	12	96
13588	3" x 3"	10	12	60
13599	4" x 4"	10	6	36



DİŞLİ NİPEL
THREADED NIPPLE



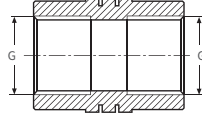
KOD/CODE	EBAT/SIZE G ₁ x G	BASINÇ DEĞERİ / PN PRESSURE VALUE	AMBALAJ ADEDİ PACKING QUANTITY	KOLİ ADEDİ BOX QUANTITY
13621	¾" x ½"	10	50	1500
13631	1" x ½"	10	50	1000
13632	1" x ¾"	10	50	1000
13641	1¼" x ½"	10	25	450
13642	1¼" x ¾"	10	25	450
13643	1¼" x 1"	10	25	450
13652	1½" x ¾"	10	25	300
13653	1½" x 1"	10	25	300
13654	1½" x 1¼"	10	25	250
13663	2" x 1"	10	25	200
13664	2" x 1¼"	10	25	175
13665	2" x 1½"	10	25	175
13674	2½" x 1¼"	10	12	120
13675	2½" x 1½"	10	12	108
13676	2½" x 2"	10	12	108
13685	3" x 1½"	10	12	96
13686	3" x 2"	10	12	96
13687	3" x 2½"	10	12	72
13696	4" x 2"	10	6	60
13697	4" x 2½"	10	6	54
13698	4" x 3"	10	6	54



DİŞLİ
REDÜKSİYON NİPEL
THREADED
REDUCING NIPPLE

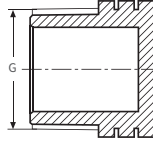


DİŞLİ MANŞON
THREADED COUPLING



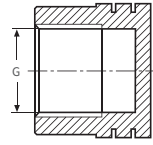
KOD/CODE	EBAT/SIZE G x G	BASINÇ DEĞERİ / PN PRESSURE VALUE	AMBALAJ ADEDİ PACKING QUANTITY	KOLİ ADEDİ BOX QUANTITY
13711	½" x ½"	10	50	1400
13722	¾" x ¾"	10	50	900
13733	1" x 1"	10	50	500
13744	1¼" x 1¼"	10	25	250
13755	1½" x 1½"	10	15	225
13766	2" x 2"	10	12	144
13777	2½" x 2½"	10	12	120
13788	3" x 3"	10	6	60
13799	4" x 4"	10	4	40

DİŞLİ KÖR TAPA ERKEK
THREADED END CAP MALE



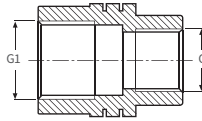
KOD/CODE	EBAT/SIZE G	BASINÇ DEĞERİ / PN PRESSURE VALUE	AMBALAJ ADEDİ PACKING QUANTITY	KOLİ ADEDİ BOX QUANTITY
14111	½"	10	50	2000
14122	¾"	10	50	1800
14133	1"	10	50	1200
14144	1¼"	10	25	550
14155	1½"	10	15	360
14166	2"	10	12	240
14177	2½"	10	12	144
14188	3"	10	6	108
14199	4"	10	4	56

DİŞLİ KÖR TAPA DİŞİ
THREADED END CAP FEMALE



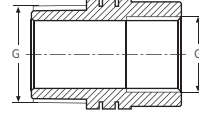
KOD/CODE	EBAT/SIZE G	BASINÇ DEĞERİ / PN PRESSURE VALUE	AMBALAJ ADEDİ PACKING QUANTITY	KOLİ ADEDİ BOX QUANTITY
14211	½"	10	50	2200
14222	¾"	10	50	1250
14233	1"	10	50	600

DİŞLİ REDÜKSİYON MANŞON
THREADED REDUCING COUPLING



KOD/CODE	EBAT/SIZE G ₁ x G	BASINÇ DEĞERİ / PN PRESSURE VALUE	AMBALAJ ADEDİ PACKING QUANTITY	KOLİ ADEDİ BOX QUANTITY
13821	¾" x ½"	10	50	1000
13831	1" x ½"	10	50	650
13832	1" x ¾"	10	50	600
13842	1¼" x ¾"	10	25	300
13843	1¼" x 1"	10	25	275
13853	1½" x 1"	10	15	270
13854	1½" x 1¼"	10	15	240
13864	2" x 1¼"	10	12	192
13865	2" x 1½"	10	12	168
13874	2½" x 1¼"	10	12	168
13875	2½" x 1½"	10	12	168
13876	2½" x 2"	10	12	120
13886	3" x 2"	10	6	84
13887	3" x 2½"	10	6	72
13896	4" x 2"	10	4	56
13897	4" x 2½"	10	4	48
13898	4" x 3"	10	4	48

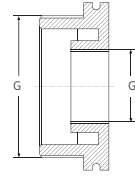
KOD/CODE	EBAT/SIZE G x G ₁	BASINÇ DEĞERİ / PN PRESSURE VALUE	AMBALAJ ADEDİ PACKING QUANTITY	KOLİ ADEDİ BOX QUANTITY
13911	½" x ½"	10	50	1600
13912	½" x ¾"	10	50	1150
13913	½" x 1"	10	50	600
13922	¾" x ¾"	10	50	1100
13923	¾" x 1"	10	50	600
13933	1" x 1"	10	50	550
13944	1¼" x 1½"	10	15	240
13945	1¼" x 1½"	10	15	270
13954	1½" x 1¼"	10	15	300
13955	1½" x 1½"	10	15	210
13956	1½" x 2"	10	15	180
13957	1½" x 2½"	10	15	120
13966	2" x 2"	10	15	150
13967	2" x 2½"	10	12	108
13968	2" x 3"	10	6	84
13969	2" x 4"	10	4	56
13977	2½" x 2½"	10	12	84
13978	2½" x 3"	10	6	72
13979	2½" x 4"	10	4	48
13988	3" x 3"	10	6	66
13989	3" x 4"	10	4	48
13999	4" x 4"	10	4	40



DİŞLİ REDÜKSİYON ERKEK - DİŞİ THREADED REDUCING MALE FEMALE



KOD/CODE	EBAT/SIZE G x G ₁	BASINÇ DEĞERİ / PN PRESSURE VALUE	AMBALAJ ADEDİ PACKING QUANTITY	KOLİ ADEDİ BOX QUANTITY
13910	½" x ¼"	10	50	2200
13921	¾" x ½"	10	50	1900
13930	1" x ¼"	10	50	1300
13931	1" x ½"	10	50	1300
13932	1" x ¾"	10	50	1300
13941	1¼" x ½"	10	25	700
13942	1¼" x ¾"	10	25	675
13943	1¼" x 1"	10	25	600
13951	1½" x ½"	10	15	390
13952	1½" x ¾"	10	15	360
13953	1½" x 1"	10	15	360
13961	2" x ½"	10	15	270
13962	2" x ¾"	10	15	255
13963	2" x 1"	10	15	240
13964	2" x 1¼"	10	15	255
13965	2" x 1½"	10	15	255
13973	2½" x 1"	10	12	144
13974	2½" x 1¼"	10	12	144
13975	2½" x 1½"	10	12	144
13976	2½" x 2"	10	12	144
13984	3" x 1¼"	10	12	96
13985	3" x 1½"	10	12	96
13986	3" x 2"	10	12	96
13987	3" x 2½"	10	12	96
13996	4" x 2"	10	6	60
13997	4" x 2½"	10	6	60
13998	4" x 3"	10	6	60

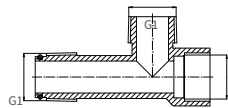


DİŞLİ REDÜKSİYON ERKEK - DİŞİ THREADED REDUCING MALE - FEMALE BUSHING



- 1 Nolu görsel 13921 kodlu Dişli Redüksiyon Erkek - Dişi ürününe aittir, +
2 Nolu görsel 13910, 13930 Dişli Redüksiyon Erkek - Dişi kodlu ürünlerine aittir, +
3 Nolu görsel listedeki diğer Dişli Redüksiyon Erkek - Dişi ürünlerini kapsamaktadır. +

KOD/CODE	EBAT/SIZE G ₁ x G ₂ x G	BASINÇ DEĞERİ / PN PRESSURE VALUE	AMBALAJ ADEDİ PACKING QUANTITY	KOLİ ADEDİ BOX QUANTITY
14333	1" x 1" x 1"	10	6	270



MTT-100 KOLLEKTÖR TE DİŞLİ BAĞLANTI MTT-100 MANIFOLD TEE THREADED



Mavi Seri Küresel Vana Blue Series Ball Valves

Özellikler Specifications

- + **Darbelere karşı dayanıklı, yüksek kaliteli polipropilen hammaddeden üretilmiştir.**
It has been produced from high quality polypropylene raw material and it has resistance to impact.
- + **Vananın her iki yönünden de akış sağlamak mümkündür.**
It is possible to provide bidirectional flow in the valve.
- + **Akışkan geçişinde basınç ve debi kaybına sebep olmaz.**
They do not cause any pressure or flow loss during fluid transition.
- + **Sisteminizde kolay montaj imkânı sağlar.**
They supply simple installation in your system.
- + **O-ring kauçuktan üretilmekte olup yüksek basınç altında sızdırmazlık sağlar.**
O-rings are made of rubber and provide leakproofness under high pressure.
- + **Suyun kokusunu ve tadını değiştirebilecek zararlı bileşikler içermez.**
It does not contain any harmful compounds which can change the taste or the smell of the water.

GARANTİ VERİLEN BASINÇ DEĞERİ

GUARANTEED PRESSURE VALUE

1/2" - 3/4" - 1" - 1 1/4" - 1 1/2" - 2" : PN 10

2 1/2" - 3" - 4" : PN 6

KULLANIM ALANLARI

INSTALLATION AREAS



Dikkat Edilmesi Gereken Hususlar

Points to Take Into Consideration

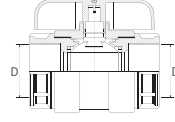
- + **Kullanılacak sistemde filtre kullanılmalıdır.**
The filter should be used in the system.
- + **Filtre kullanılmayan durumlarda vana içerisindeki parçalar zarar görebilir, çalışma ömrü kısalmaktadır.**
When the filter is not used, the parts inside the valve may be damaged, and the working life will be shortened.
- + **Vanalar sökülüp takılabilen parçalardan meydana gelmektedir. Sökülen parçaların tekrar yerine doğru montajı yapılmalıdır.**
Valves consist of parts that can be disassembled, and assembled. The dismantled parts must be assembled correctly.
- + **Dişli kısımların montajında teflon vb. sızdırmazlık elemanı kullanılmalıdır.**
Sealing elements such as Teflon etc. should be used in the assembly of the threaded parts.
- + **Küresel vanalar su dışındaki akışkanlar için kullanıma uygun değildir.**
Ball valves are not suitable for fluids other than water.



TS ISO 24649



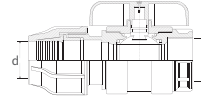
KOD/CODE	EBAT/SIZE D x D	BASINÇ DEĞERİ / PN PRESSURE VALUE	AMBALAJ ADEDİ PACKING QUANTITY	KOLİ ADEDİ BOX QUANTITY
993711	½" x ½"	10	10	200
993722	¾" x ¾"	10	6	132
993733	1" x 1"	10	5	100
993744	1¼" x 1¼"	10	4	72
993755	1½" x 1½"	10	4	56
993766	2" x 2"	10	2	28
993777	2½" x 2½"	6	2	16
993788	3" x 3"	6	1	8
993799	4" x 4"	6	1	8



KÜRESEL VANA DİŞİ - DİŞİ BALL VALVE FEMALE - FEMALE



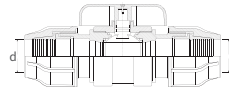
KOD/CODE	EBAT/SIZE d x D	BASINÇ DEĞERİ / PN PRESSURE VALUE	AMBALAJ ADEDİ PACKING QUANTITY	KOLİ ADEDİ BOX QUANTITY
994711	20 x ½"	10	10	180
994722	25 x ¾"	10	6	120
994733	32 x 1"	10	5	75
994744	40 x 1¼"	10	4	52
994755	50 x 1½"	10	4	40
994766	63 x 2"	10	2	18



KÜRESEL VANA KABLİN - DİŞİ BALL VALVE COUPLING - FEMALE



KOD/CODE	EBAT/SIZE d x d	BASINÇ DEĞERİ / PN PRESSURE VALUE	AMBALAJ ADEDİ PACKING QUANTITY	KOLİ ADEDİ BOX QUANTITY
995711	20 x 20	10	10	150
995722	25 x 25	10	6	96
995733	32 x 32	10	5	60
995744	40 x 40	10	4	40
995755	50 x 50	10	4	32
995766	63 x 63	10	2	16



KÜRESEL VANA KABLİN - KABLİN BALL VALVE COUPLING - COUPLING



Yeşil Seri Küresel Vana Green Series Ball Valves

Özellikler Specifications

- + **Darbelerle karşı dayanıklı, yüksek kaliteli polipropilen hammaddeden üretilmiştir.**
It has been produced from high quality polypropylene raw material and it has resistance to impact.
- + **Vananın her iki yönünden de akış sağlamak mümkündür.**
It is possible to provide bidirectional flow in the valve.
- + **Akışkan geçişinde basınç ve debi kaybına sebep olmaz.**
They do not cause any pressure or flow loss during fluid transition.
- + **Sisteminizde kolay montaj imkânı sağlar.**
They supply simple installation in your system.
- + **O-ring kauçuktan üretilmekte olup yüksek basınç altında sızdırmazlık sağlar.**
O-rings are made of rubber and provide leakproofness under high pressure.
- + **Suyun kokusunu ve tadını değiştirebilecek zararlı bileşikler içermez.**
It does not contain any harmful compounds which can change the taste or the smell of the water.

GARANTİ VERİLEN BASINÇ DEĞERİ : PN 10
GUARANTEED PRESSURE VALUE : PN 10

KULLANIM ALANLARI INSTALLATION AREAS



Dikkat Edilmesi Gereken Hususlar Points to Take Into Consideration

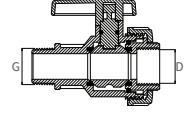
- + **Kullanılacak sistemde filtre kullanılmalıdır.**
The filter should be used in the system.
- + **Filtre kullanılmayan durumlarda vana içerisindeki parçalar zarar görebilir, çalışma ömrü kısalmaktadır.**
When the filter is not used, the parts inside the valve may be damaged, and the working life will be shortened.
- + **Vanalar sökülüp takılabilen parçalardan meydana gelmektedir. Sökülen parçaların tekrar yerine doğru montajı yapılmalıdır.**
Valves consist of parts that can be disassembled, and assembled. The dismantled parts must be assembled correctly.
- + **Dişli kısımların montajında teflon vb. sızdırmazlık elemanı kullanılmalıdır.**
Sealing elements such as Teflon etc. should be used in the assembly of the threaded parts.
- + **Küresel vanalar su dışındaki akışkanlar için kullanıma uygun değildir.**
Ball valves are not suitable for fluids other than water.



KOD/CODE	EBAT/SIZE G x D	BASINÇ DEĞERİ / PN PRESSURE VALUE	AMBALAJ ADEDİ PACKING QUANTITY	KOLİ ADEDİ BOX QUANTITY
99122	¾" x ¾"	10	4	140
99123	¾" x 1"	10	4	128
99132	1" x ¾"	10	4	140
99133	1" x 1"	10	4	140
99134	1" x 1¼"	10	4	64
99143	1¼" x 1"	10	4	64
99144	1¼" x 1¼"	10	4	64
99145	1¼" x 1½"	10	2	40
99154	1½" x 1¼"	10	2	40
99155	1½" x 1½"	10	2	40
99156	1½" x 2"	10	2	32
99165	2" x 1½"	10	2	30
99166	2" x 2"	10	2	30



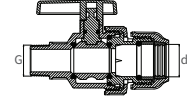
KÜRESEL VANA
ERKEK - DIŞI
BALL VALVE
MALE - FEMALE



KOD/CODE	EBAT/SIZE G x d	BASINÇ DEĞERİ / PN PRESSURE VALUE	AMBALAJ ADEDİ PACKING QUANTITY	KOLİ ADEDİ BOX QUANTITY
99222	¾" x 25	10	4	112
99233	1" x 32	10	4	52
99234	1" x 40	10	4	48
99244	1¼" x 40	10	4	44
99245	1¼" x 50	10	2	30
99255	1½" x 50	10	2	28
99256	1½" x 63	10	2	18
99266	2" x 63	10	2	18



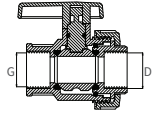
KÜRESEL VANA
ERKEK - KABLİN
BALL VALVE
MALE - COUPLING



KOD/CODE	EBAT/SIZE G x d	BASINÇ DEĞERİ / PN PRESSURE VALUE	AMBALAJ ADEDİ PACKING QUANTITY	KOLİ ADEDİ BOX QUANTITY
99322	¾" x ¾"	10	4	140
99332	1" x ¾"	10	4	140
99333	1" x 1"	10	4	140
99343	1¼" x 1"	10	4	60
99344	1¼" x 1¼"	10	4	64
99354	1½" x 1¼"	10	2	48
99355	1½" x 1½"	10	2	48
99365	2" x 1½"	10	2	30
99366	2" x 2"	10	2	30



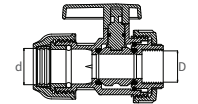
KÜRESEL VANA
DIŞI - DIŞI
BALL VALVE
FEMALE - FEMALE



KOD/CODE	EBAT/SIZE d x G	BASINÇ DEĞERİ / PN PRESSURE VALUE	AMBALAJ ADEDİ PACKING QUANTITY	KOLİ ADEDİ BOX QUANTITY
99432	32 x ¾"	10	4	100
99433	32 x 1"	10	4	100
99443	40 x 1"	10	4	48
99444	40 x 1¼"	10	4	48
99454	50 x 1¼"	10	2	36
99455	50 x 1½"	10	2	36
99465	63 x 1½"	10	2	20
99466	63 x 2"	10	2	20



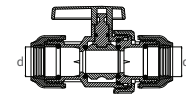
KÜRESEL VANA
KABLİN - DIŞI
BALL VALVE
COUPLING - FEMALE



KOD/CODE	EBAT/SIZE d x d	BASINÇ DEĞERİ / PN PRESSURE VALUE	AMBALAJ ADEDİ PACKING QUANTITY	KOLİ ADEDİ BOX QUANTITY
99544	40 x 40	10	4	36
99555	50 x 50	10	2	24
99566	63 x 63	10	2	16



KÜRESEL VANA
KABLİN - KABLİN
BALL VALVE
COUPLING - COUPLING



Can Suyu Vana

Quick Coupling Valve

Özellikler

Specifications

- + **Çeyrek tur kolay açma ve kapama kolaylığı.**
Easy open and close operation thanks to quarter turn.
- + **Vana içerisine pislik girmesini önleyen kilitli kapak.**
Locking cover designed to prevent dirt from entering quick coupling valve.
- + **UV dirençli, darbelere karşı dayanıklı hammadde.**
UV resistant, impact resistant raw material.
- + **Diş ölçüleri ISO 7-1 standardına uygundur.**
Thread size compatible with ISO 7-1 standarts.
- + **Asetal yay iç kovan.**
Acetal bushing inner spring.
- + **Paslanmaz çelik yay.**
Stainless steel spring.

Dikkat Edilmesi

Gereken Hususlar

Points to Take Into Consideration

- + **Gövde dişli kısmı gevşetilmemelidir.**
Body part of the product should not be loosened.
- + **Anahtarın vanaya montajı öncesinde hortum bağlantısı yapılmalıdır.**
Hose pipe assembly should be completed before the assembly of quick coupling valve with the key.
- + **3/4'' dişli kısımlar için sızdırmazlık elemanı (teflon vb.) kullanılmalıdır.**
It is recommended for waterproofness of threaded parts to use teflon band and so on.



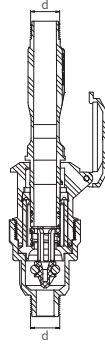
GARANTİ VERİLEN BASINÇ DEĞERİ: PN6
GUARANTEED PRESSURE VALUE: PN 6

KULLANIM ALANLARI

INSTALLATION AREAS



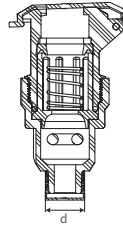
KOD/CODE	EBAT/SIZE d x d	BASINÇ DEĞERİ / PN PRESSURE VALUE	AMBALAJ ADEDİ PACKING QUANTITY	KOLİ ADEDİ BOX QUANTITY
CS122	3/4"	6	1	70



CAN SUYU VANA - ANAHTAR QUICK COUPLING VALVE - KEY



KOD/CODE	EBAT/SIZE d	BASINÇ DEĞERİ / PN PRESSURE VALUE	AMBALAJ ADEDİ PACKING QUANTITY	KOLİ ADEDİ BOX QUANTITY
CS322	3/4"	6	5	300



CAN SUYU VANA QUICK COUPLING VALVE



KOD/CODE	EBAT/SIZE d	BASINÇ DEĞERİ / PN PRESSURE VALUE	AMBALAJ ADEDİ PACKING QUANTITY	KOLİ ADEDİ BOX QUANTITY
CS222	3/4"	6	5	120



CAN SUYU ANAHTAR QUICK COUPLING KEY



Vana Kutuları

Valve Boxes

Özellikler

Specifications

- + Yüksek kaliteli polipropilen hammaddeden üretilmiştir.**
It has been produced from high quality polypropylene raw material.
- + Toprak altına döşenmiş sistem ekipmanlarına kolay ulaşım sağlar.**
It enables easy access to the system equipment which is laid underground.
- + Kapak içerisinde özel tasarım plastik kilit sistemi mevcuttur.**
Specially designed plastic lock system is available in the lid.
- + Boru geçişleri için boru çaplarına göre özel kesimli delikler bulunmaktadır.**
There are specially cut holes according to pipe diameters for the passages of pipe.

Dikkat Edilmesi Gereken Hususlar

Points to Take Into Consideration

- + Keskin köşeli darbelere karşı koruyunuz.**
Protect against sharp-edged impacts.
- + Boru çaplarına göre özel kesimli delikler testere yardımı ile ihtiyaca göre kesilmelidir.**
Special cut holes according to pipe diameters should be cut by means of a saw according to need.
- + Kilit sistemini açmak için 8 mm alyan anahtar kullanılmalıdır.**
8 mm allen key must be used to unlock the locking system.

Vanalı Vana Kutusu

Özellikleri

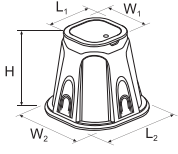
Specifications

- + Hortum çıkış yeri özel sürgülü kapak ile tam kapama sağlar.**
The hose outlet provides full closure with a special sliding cover.
- + Kutunun içerisinde su birikmesini önleyecek su tahliye delikleri bulunmaktadır.**
There are water drainage holes in the box to prevent water from accumulating.
- + 3/4" BSP/Erkek Bağlantı çıkış mevcuttur.**
3/4" BSP/Male Connection output is available.
- + Max. çalışma basıncı 16 Bar'dır.**
Max. working pressure is 16 Bar.
- + Paslanmaya dayanıklı metal vana bulunmaktadır.**
There is a rust-proof metal valve.

KULLANIM ALANLARI

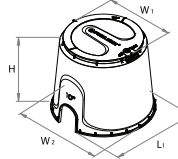
INSTALLATION AREAS





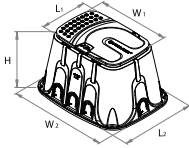
KARE VANA KUTUSU SQUARE VALVE BOX

KOD/CODE	EBAT/SIZE	YÜKSEKLİK / HEIGHT H (mm)	UZUNLUK / LENGTH L ₁ (mm) L ₂ (mm)	GENİŞLİK / WIDTH W ₁ (mm) W ₂ (mm)	AMBALAJ ADEDİ PACKING QUANTITY	PALET ADEDİ PALLET QUANTITY
73006	6"	235	163 260	163 260	1	360
73010	10"	275	240 375	240 375	1	240



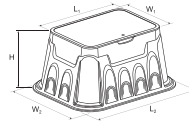
YUVARLAK VANA KUTUSU ROUND VALVE BOX

KOD/CODE	EBAT/SIZE	YÜKSEKLİK / HEIGHT H (mm)	UZUNLUK / LENGTH L ₁ (mm)	GENİŞLİK / WIDTH W ₁ (mm) W ₂ (mm)	AMBALAJ ADEDİ PACKING QUANTITY	PALET ADEDİ PALLET QUANTITY
74006	6"	230	190	170 205	1	648
74010	10"	250	305	310 305	1	360



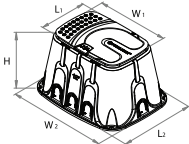
STANDART VANA KUTUSU STANDARD VALVE BOX

KOD/CODE	EBAT/SIZE	YÜKSEKLİK / HEIGHT H (mm)	UZUNLUK / LENGTH L ₁ (mm) L ₂ (mm)	GENİŞLİK / WIDTH W ₁ (mm) W ₂ (mm)	AMBALAJ ADEDİ PACKING QUANTITY	PALET ADEDİ PALLET QUANTITY
74012	12"	295	265 420	390 525	1	100



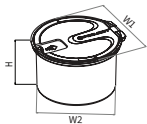
PROFESYONEL VANA KUTUSU PROFESSIONAL VALVE BOX

KOD/CODE	EBAT/SIZE	YÜKSEKLİK / HEIGHT H (mm)	UZUNLUK / LENGTH L ₁ (mm) L ₂ (mm)	GENİŞLİK / WIDTH W ₁ (mm) W ₂ (mm)	AMBALAJ ADEDİ PACKING QUANTITY	PALET ADEDİ PALLET QUANTITY
73012	12"	310	385 553	255 420	1	120



JUMBO VANA KUTUSU JUMBO VALVE BOX

KOD/CODE	EBAT/SIZE	YÜKSEKLİK / HEIGHT H (mm)	UZUNLUK / LENGTH L ₁ (mm) L ₂ (mm)	GENİŞLİK / WIDTH W ₁ (mm) W ₂ (mm)	AMBALAJ ADEDİ PACKING QUANTITY	PALET ADEDİ PALLET QUANTITY
74014	14" Jumbo	295	380 525	525 670	1	50



VANALI VANA KUTUSU VALVE BOX WITH VALVE

KOD/CODE	EBAT/SIZE	YÜKSEKLİK / HEIGHT H (mm)	GENİŞLİK / WIDTH W ₁ (mm) W ₂ (mm)	VANA MODELİ VALVE MODEL	KOLİ ADEDİ PACKING QUANTITY	PALET ADEDİ PALLET QUANTITY
73122	¾"	127	212 183	ERKEK MALE	15	270
73222	¾"	127	312 183	DIŞİ FEMALE	15	270



Plastik Filtreler

Plastic Filters

Özellikler

Specifications

- + **Yüksek kaliteli polipropilen malzemeden üretilmiştir.**
Made of high quality polypropylene material.
- + **Minimum basınç kaybı sağlar.**
Provides minimum pressure loss.
- + **Geniş debi aralığında çalışma kabiliyeti sunar**
Offers the ability to work in a wide flow range.
- + **Kolay temizlenebilir ve esnek bakım odaklı tasarlanmıştır.**
Easy to clean and designed with flexible maintenance focus.
- + **Hassas partikül tutma özelliğine sahiptir.**
Has sensitive particle retention feature.
- + **120 Mesh elek ve disk kartuş seçeneği bulunur.**
120 Mesh sieve and disc cartridge option is available.
- + **Elek paslanmaz çelik, disk polipropilen (PP) hammaddeden oluşmaktadır.**
Sieve is made of stainless steel, disc is made of polypropylene (PP) raw material.
- + **Korozyon ve kimyasallara karşı yüksek hassasiyet sağlar.**
Provides high sensitivity to corrosion and chemicals
- + **1/4" : Filtre Manometre Çıkış,
3/4" : Filtre Tahliye Vana Çıkış.**
1/4" : Filter Manometer Output,
3/4" : Filter Relief Valve Outlet.

GARANTİ VERİLEN BASINÇ DEĞERİ: PN10
GUARANTEED PRESSURE VALUE: PN 10

KULLANIM ALANLARI
INSTALLATION AREAS



Dikkat Edilmesi Gereken Hususlar

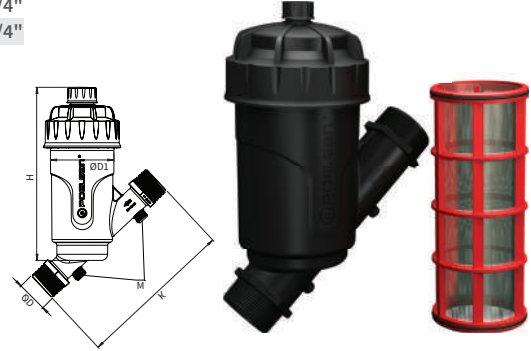
Points to Take Into Consideration

- + **Elek ve disk filtrede bağlantı yönüne dikkat edilmelidir.**
In the sieve and disc filter, attention should be paid to the connection direction.
- + **Sistem çalıştırılmadan önce filtrenin temiz olup olmadığı kontrol edilmelidir.**
Before the system is started, it should be checked whether the filter is clean.
- + **Filtre giriş ile çıkış basınçları arasında fark 1 bar dan fazla görüldüğünde filtre temizlenmelidir.**
When the difference between the filter inlet and outlet pressures is more than 1 bar, the filter should be cleaned.
- + **Sistemin sağlıklı çalışması için filtreler düzenli temizlenmelidir.**
In order for the system to work properly, the filters must be cleaned regularly.
- + **Tahliye vana montajı için filtre kapak üzerinde bulunan kör tapa çıkartılır ve bir matkap yardımı ile delinerek 3/4" dişi vana montajı yapılır.**
For the installation of the discharge valve, the blind plug on the filter cover is removed and a 3/4" female valve is mounted by drilling it with the help of a drill.



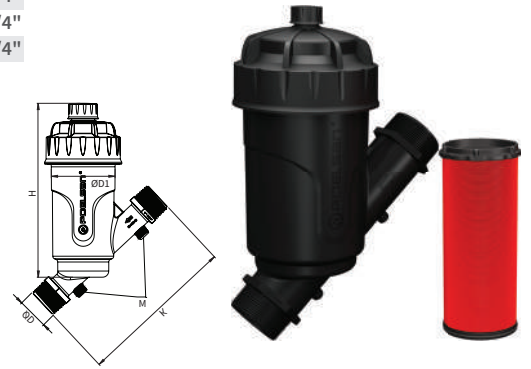
KOD/CODE	EBAT/SIZE d	BASINÇ DEĞERİ / PN PRESSURE VALUE	AMBALAJ ADEDİ PACKING QUANTITY	KOLİ ADEDİ BOX QUANTITY	K	H	D1	M
291112022	¾"	10	1	50	154	183	67	1/4"
291112033	1"	10	1	50	166	183	67	1/4"
291212044	1 ¼"	10	1	21	231	209	96	1/4"
291212055	1 ½"	10	1	20	231	209	96	1/4"
291312066	2"	10	1	10	264	260	122	1/4"

PLASTİK FİLTRE ELEK PLASTIC FILTER – SIEVE

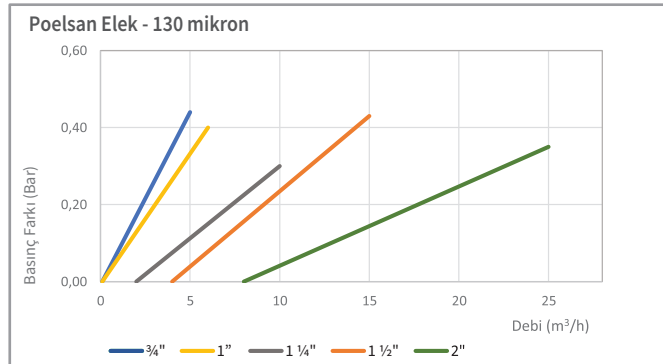
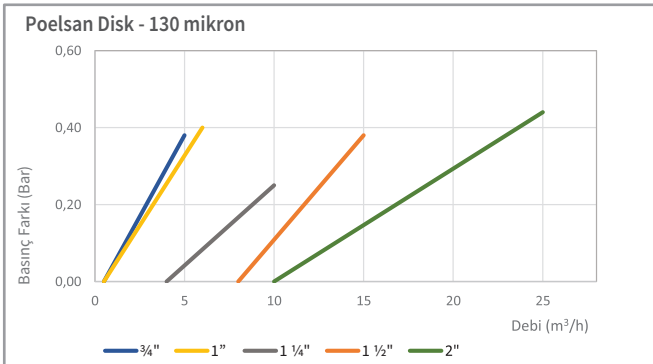


KOD/CODE	EBAT/SIZE d	BASINÇ DEĞERİ / PN PRESSURE VALUE	AMBALAJ ADEDİ PACKING QUANTITY	KOLİ ADEDİ BOX QUANTITY	K	H	D1	M
292112022	¾"	10	1	50	154	183	67	1/4"
292112033	1"	10	1	50	166	183	67	1/4"
292212044	1 ¼"	10	1	21	231	209	96	1/4"
292212055	1 ½"	10	1	20	231	209	96	1/4"
292312066	2"	10	1	10	264	260	122	1/4"

PLASTİK FİLTRE DİSK PLASTIC FILTER – DISC



EBAT SIZE	MAX. DEBİ MAXIMUM FLOW	FİLTRE YÜZEYİ (DİSK) FILTERING SURFACE (DISC)	FİLTRE YÜZEYİ (ELEK) FILTERING SURFACE (SCREEN)
¾"	5 m3/h	165 cm2	180 cm2
1"	6 m3/h	165 cm2	180 cm2
1 ¼"	10 m3/h	265 cm2	280 cm2
1 ½"	14 m3/h	265 cm2	280 cm2
2"	25 m3/h	485 cm2	500 cm2



Mini Vana (DN 8)

Mini Valve

Özellikler Specifications

- + **Su geçiş çapı 8 mm.**
Water pass diameter 8 mm.
- + **Darbelere karşı dayanıklı, yüksek kaliteli polipropilen hammaddeden üretilmiştir.**
It has been produced from high quality polypropylene raw material and it has resistance to impact.
- + **Sulama sisteminizi kolayca açıp kapayarak kontrol etmenizi sağlar.**
It supplies an easy on-off control on the irrigation system.
- + **UV ışınlarını geçirmediği için yosunlanmaya ve bakteri üremesine izin vermez.**
They prevent alga and bacteria forming due to UV proof (ultraviolet beam) structure.
- + **O-ringi kauçuktan üretilmekte olup yüksek basınç altında sızdırmazlık sağlar.**
O-rings are made of rubber and provide leakproofness under high pressure.
- + **İç yüzeyleri homojen ve gözeneksizdir.**
It has a homogeneous and non-porous inner surface.
- + **Suyun kokusunu ve tadını değiştirebilecek zararlı bileşikler içermez.**
It does not contain any harmful compounds which can change the taste or the smell of the water.

GARANTİ VERİLEN BASINÇ DEĞERİ : PN 4
GUARANTEED PRESSURE VALUE : PN 4

KULLANIM ALANLARI
INSTALLATION AREAS



Dikkat Edilmesi Gereken Hususlar

Points to Take Into Consideration

- + **Grommet Conta ile çıkış almak için kullanılacak Grommet Contalı Mini Vana çeşidine göre delik çapı 16 mm veya 20 mm olacak şekilde boru delinmelidir.**
For a proper offtake with the Grommet Gasket, the pipe should be punched 16 mm or 20 mm according to the Mini Valve with Grommet Gasket to be used.
- + **Contasız Çıkış, Layflat ve Alçak Yoğunluklu Polietilen (AYPE) Borulardan (Düz Damla Sulama Borusu) Ø16 mm ve Ø20 mm Yuvarlak Damla Sulama Borularına çıkış almak için kullanılır. Contasız Çıkış Ucu ile çıkış almak için boru, delik çapı 8 mm olacak şekilde delinmelidir.**
The items with offtake end without gasket are used for joining the Layflat and Low Density Polyethylene (LDPE) Pipes (Flat Drip Irrigation Pipe) with Round Drip Irrigation Pipes (Ø16 mm & Ø20 mm). For a proper offtake, the pipe should be punched 8 mm.
- + **Mini Vana Contasız Çıkış ürünü, Layflat borulardan, Ø12 mm Spagetti Borulara çıkış almak için kullanılır. Contasız Çıkış Ucu ile çıkış almak için boru, delik çapı 8 mm olacak şekilde delinmelidir.**
The Mini Valve Offtake without gasket item is used for the connection offtake from Layflat pipes to 12 mm Microtube Pipes with Ø12 mm Microtube Pipes. For a proper offtake, the pipe should be punched 8 mm.



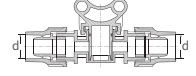
TS EN ISO 9261



KOD/CODE	EBAT/SIZE d x d	BASINÇ DEĞERİ / PN PRESSURE VALUE	AMBALAJ ADEDİ PACKING QUANTITY	KOLİ ADEDİ BOX QUANTITY
11122	16 x 16	4	50	350
11142	20 x 16	4	50	300
11144	20 x 20	4	50	300



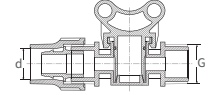
**MİNİ VANA
KİLİTLİ BAĞLANTI**
MINI VALVE LOCK TYPE



KOD/CODE	EBAT/SIZE d x G	BASINÇ DEĞERİ / PN PRESSURE VALUE	AMBALAJ ADEDİ PACKING QUANTITY	KOLİ ADEDİ BOX QUANTITY
11221	16 x 1/2"	4	50	500
11222	16 x 3/4"	4	50	450
11241	20 x 1/2"	4	50	450
11242	20 x 3/4"	4	50	400



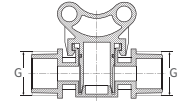
**MİNİ VANA
KİLİTLİ BAĞLANTI ERKEK**
MINI VALVE LOCK TYPE - MALE



KOD/CODE	EBAT/SIZE G x G	BASINÇ DEĞERİ / PN PRESSURE VALUE	AMBALAJ ADEDİ PACKING QUANTITY	KOLİ ADEDİ BOX QUANTITY
11311	1/2" x 1/2"	4	50	700
11321	3/4" x 1/2"	4	50	650
11322	3/4" x 3/4"	4	50	600



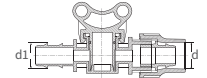
**MİNİ VANA
ERKEK**
MINI VALVE MALE



KOD/CODE	EBAT/SIZE d1 x d	BASINÇ DEĞERİ / PN PRESSURE VALUE	AMBALAJ ADEDİ PACKING QUANTITY	KOLİ ADEDİ BOX QUANTITY
11422	16 x 16	4	50	450
11424	16 x 20	4	50	450
11442	20 x 16	4	50	450
11444	20 x 20	4	50	400
11452	25 x 16	4	50	400
11454	25 x 20	4	50	400



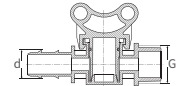
**MİNİ VANA
KURTAĞZI KİLİTLİ BAĞLANTI**
MINI VALVE BARBED
LOCK TYPE



KOD/CODE	EBAT/SIZE d x G	BASINÇ DEĞERİ / PN PRESSURE VALUE	AMBALAJ ADEDİ PACKING QUANTITY	KOLİ ADEDİ BOX QUANTITY
11521	16 x 1/2"	4	50	700
11522	16 x 3/4"	4	50	600
11541	20 x 1/2"	4	50	700
11542	20 x 3/4"	4	50	600
11551	25 x 1/2"	4	50	600
11552	25 x 3/4"	4	50	600



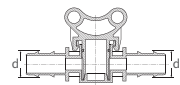
**MİNİ VANA
KURTAĞZI ERKEK**
MINI VALVE BARBED - MALE



KOD/CODE	EBAT/SIZE d x d	BASINÇ DEĞERİ / PN PRESSURE VALUE	AMBALAJ ADEDİ PACKING QUANTITY	KOLİ ADEDİ BOX QUANTITY
11622	16 x 16	4	50	650
11624	16 x 20	4	50	600
11625	16 x 25	4	50	600
11644	20 x 20	4	50	600
11645	20 x 25	4	50	550
11655	25 x 25	4	50	500

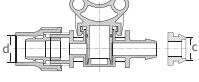


**MİNİ VANA
KURTAĞZI**
MINI VALVE BARBED



MİNİ VANA KİLİTLİ BAĞLANTI GROMMET

MINI VALVE LOCK TYPE GROMMET

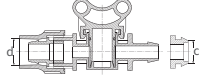


KOD/CODE	EBAT/SIZE d x c	BASINÇ DEĞERİ / PN PRESSURE VALUE	AMBALAJ ADEDİ PACKING QUANTITY	KOLİ ADEDİ BOX QUANTITY
118122	16 x 16	4	50	450
118124	16 x 20	4	50	450
118142	20 x 16	4	50	400
118144	20 x 20	4	50	400

MİNİ VANA KİLİTLİ BAĞLANTI GROMMET - D.Ç: 18mm

MINI VALVE LOCK TYPE
GROMMET - DD:18mm

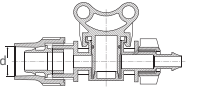
D.Ç: Delme Çapı DD:Drilling Diameter



KOD/CODE	EBAT/SIZE d x c	BASINÇ DEĞERİ / PN PRESSURE VALUE	AMBALAJ ADEDİ PACKING QUANTITY	KOLİ ADEDİ BOX QUANTITY
118123	16 x 16	4	50	450
118143	20 x 16	4	50	400

MİNİ VANA KİLİTLİ BAĞLANTI CONTASIZ ÇIKIŞ

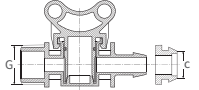
MINI VALVE LOCK TYPE
OFFTAKE WITHOUT GASKET



KOD/CODE	EBAT/SIZE d	BASINÇ DEĞERİ / PN PRESSURE VALUE	AMBALAJ ADEDİ PACKING QUANTITY	KOLİ ADEDİ BOX QUANTITY
118162	16	4	50	400
118182	20	4	50	400

MİNİ VANA ERKEK GROMMET

MINI VALVE MALE - GROMMET

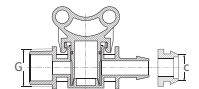


KOD/CODE	EBAT/SIZE G x c	BASINÇ DEĞERİ / PN PRESSURE VALUE	AMBALAJ ADEDİ PACKING QUANTITY	KOLİ ADEDİ BOX QUANTITY
118212	1/2" x 16	4	50	700
118214	1/2" x 20	4	50	600
118222	3/4" x 16	4	50	650
118224	3/4" x 20	4	50	600

MİNİ VANA ERKEK GROMMET - D.Ç:18mm

MINI VALVE MALE
GROMMET - dd:18mm

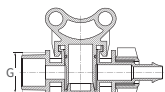
D.Ç: Delme Çapı DD:Drilling Diameter



KOD/CODE	EBAT/SIZE G x c	BASINÇ DEĞERİ / PN PRESSURE VALUE	AMBALAJ ADEDİ PACKING QUANTITY	KOLİ ADEDİ BOX QUANTITY
118213	1/2" x 16	4	50	700
118223	3/4" x 16	4	50	600

MİNİ VANA ERKEK CONTASIZ ÇIKIŞ

MINI VALVE MALE
OFFTAKE WITHOUT GASKET

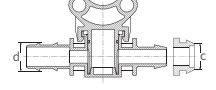


KOD/CODE	EBAT/SIZE G	BASINÇ DEĞERİ / PN PRESSURE VALUE	AMBALAJ ADEDİ PACKING QUANTITY	KOLİ ADEDİ BOX QUANTITY
118272	1/2"	4	50	600
118282	3/4"	4	50	550

KOD/CODE	EBAT/SIZE d x c	BASINÇ DEĞERİ / PN PRESSURE VALUE	AMBALAJ ADEDİ PACKING QUANTITY	KOLİ ADEDİ BOX QUANTITY
118322	16 x 16	4	50	650
118324	16 x 20	4	50	600
118342	20 x 16	4	50	600
118344	20 x 20	4	50	600
118352	25 x 16	4	50	550
118354	25 x 20	4	50	500



MİNİ VANA KURTAĞZI GROMMET MINI VALVE BARBED GROMMET

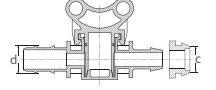


KOD/CODE	EBAT/SIZE d x c	BASINÇ DEĞERİ / PN PRESSURE VALUE	AMBALAJ ADEDİ PACKING QUANTITY	KOLİ ADEDİ BOX QUANTITY
118323	16 x 16	4	50	600
118343	20 x 16	4	50	600
118353	25 x 16	4	50	600



MİNİ VANA KURTAĞZI GROMMET - D.Ç:18mm MINI VALVE BARBED GROMMET - Dd:18mm

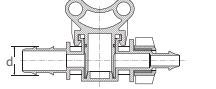
D.Ç: Delme Çapı DD:Drilling Diameter



KOD/CODE	EBAT/SIZE d	BASINÇ DEĞERİ / PN PRESSURE VALUE	AMBALAJ ADEDİ PACKING QUANTITY	KOLİ ADEDİ BOX QUANTITY
118362	16	4	50	600
118382	20	4	50	550
118392	25	4	50	550



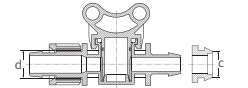
MİNİ VANA KURTAĞZI CONTASIZ ÇIKIŞ MINI VALVE BARBED OFFTAKE WITHOUT GASKET



KOD/CODE	EBAT/SIZE d x c	BASINÇ DEĞERİ / PN PRESSURE VALUE	AMBALAJ ADEDİ PACKING QUANTITY	KOLİ ADEDİ BOX QUANTITY
118422	16 x 16	4	50	600
118442	20 x 16	4	50	550
118444	20 x 20	4	50	500



MİNİ VANA DAMLAMA GROMMET MINI VALVE DRIPLINE GROMMET

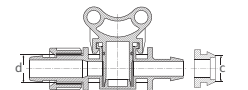


KOD/CODE	EBAT/SIZE d x c	BASINÇ DEĞERİ / PN PRESSURE VALUE	AMBALAJ ADEDİ PACKING QUANTITY	KOLİ ADEDİ BOX QUANTITY
118423	16 x 16	4	50	600
118443	20 x 16	4	50	550

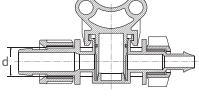


MİNİ VANA DAMLAMA GROMMET D.Ç: 18mm MINI VALVE DRIPLINE GROMMET DD: 18mm

D.Ç: Delme Çapı DD:Drilling Diameter

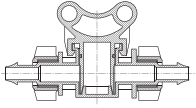


**MİNİ VANA DAMLAMA
CONTASIZ ÇIKIŞ**
MINI VALVE DRIPLINE
OFFTAKE WITHOUT GASKET




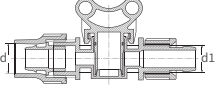
KOD/CODE	EBAT/SIZE d	BASINÇ DEĞERİ / PN PRESSURE VALUE	AMBALAJ ADEDİ PACKING QUANTITY	KOLİ ADEDİ BOX QUANTITY
118462	16	4	50	550
118482	20	4	50	500

**MİNİ VANA
CONTASIZ ÇIKIŞ**
MINI VALVE OFFTAKE
WITHOUT GASKET



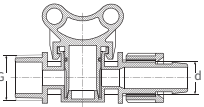
KOD/CODE	EBAT/SIZE mm	BASINÇ DEĞERİ / PN PRESSURE VALUE	AMBALAJ ADEDİ PACKING QUANTITY	KOLİ ADEDİ BOX QUANTITY
118499	12	4	50	550

**MİNİ VANA
KİLİTLİ BAĞLANTI DAMLAMA**
MINI VALVE LOCK TYPE
DRIPLINE



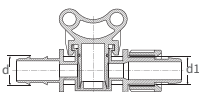
KOD/CODE	EBAT/SIZE d x d ₁	BASINÇ DEĞERİ / PN PRESSURE VALUE	AMBALAJ ADEDİ PACKING QUANTITY	KOLİ ADEDİ BOX QUANTITY
118622	16 x 16	4	50	450
118642	20 x 16	4	50	400
118644	20 x 20	4	50	400

**MİNİ VANA
ERKEK DAMLAMA**
MINI VALVE MALE
DRIPLINE



KOD/CODE	EBAT/SIZE G x d	BASINÇ DEĞERİ / PN PRESSURE VALUE	AMBALAJ ADEDİ PACKING QUANTITY	KOLİ ADEDİ BOX QUANTITY
118712	1/2" x 16	4	50	650
118714	1/2" x 20	4	50	600
118722	3/4" x 16	4	50	600
118724	3/4" x 20	4	50	550

**MİNİ VANA
KURTAĞZI DAMLAMA**
MINI VALVE BARBED
DRIPLINE

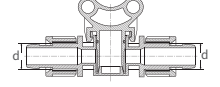


KOD/CODE	EBAT/SIZE d x d ₁	BASINÇ DEĞERİ / PN PRESSURE VALUE	AMBALAJ ADEDİ PACKING QUANTITY	KOLİ ADEDİ BOX QUANTITY
118822	16 x 16	4	50	600
118824	16 x 20	4	50	550
118842	20 x 16	4	50	550
118844	20 x 20	4	50	500

KOD/CODE	EBAT/SIZE d x d	BASINÇ DEĞERİ / PN PRESSURE VALUE	AMBALAJ ADEDİ PACKING QUANTITY	KOLİ ADEDİ BOX QUANTITY
118922	16 x 16	4	50	550
118924	16 x 20	4	50	500
118944	20 x 20	4	50	450



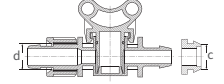
**MİNİ VANA
DAMLAMA**
MINI VALVE DRIPLINE



KOD/CODE	EBAT/SIZE d x c	BASINÇ DEĞERİ / PN PRESSURE VALUE	AMBALAJ ADEDİ PACKING QUANTITY	KOLİ ADEDİ BOX QUANTITY
118522	17 x 16	4	50	650
118524	17 x 20	4	50	600
118542	22 x 16	4	50	500
118544	22 x 20	4	50	450



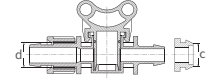
**MİNİ VANA
YASSI DAMLAMA
GROMMET**
MINI VALVE TAPE
GROMMET



KOD/CODE	EBAT/SIZE d x c	BASINÇ DEĞERİ / PN PRESSURE VALUE	AMBALAJ ADEDİ PACKING QUANTITY	KOLİ ADEDİ BOX QUANTITY
118523	17 x 16	4	50	600
118543	22 x 16	4	50	500



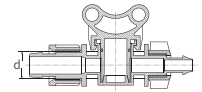
**MİNİ VANA
YASSI DAMLAMA
GROMMET - D.Ç:18mm**
MINI VALVE TAPE
GROMMET - DD:18mm
D.Ç: Delme Çapı DD:Drilling Diameter



KOD/CODE	EBAT/SIZE d	BASINÇ DEĞERİ / PN PRESSURE VALUE	AMBALAJ ADEDİ PACKING QUANTITY	KOLİ ADEDİ BOX QUANTITY
118562	17	4	50	550
118582	22	4	50	400



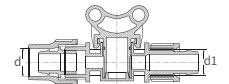
**MİNİ VANA
YASSI DAMLAMA
CONTASIZ ÇIKIŞ**
MINI VALVE TAPE
OFFTAKE WITHOUT GASKET



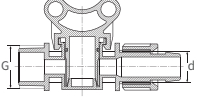
KOD/CODE	EBAT/SIZE d x d1	BASINÇ DEĞERİ / PN PRESSURE VALUE	AMBALAJ ADEDİ PACKING QUANTITY	KOLİ ADEDİ BOX QUANTITY
119022	16 x 17	4	50	450
119024	16 x 22	4	50	350
119042	20 x 17	4	50	400
119044	20 x 22	4	50	350



**MİNİ VANA
KİLİTLİ BAĞLANTI
YASSI DAMLAMA**
MINI VALVE LOCK TYPE-TAPE

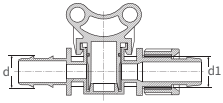


**MİNİ VANA
ERKEK YASSI DAMLAMA**
MINI VALVE MALE - TAPE



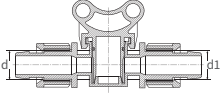
KOD/CODE	EBAT/SIZE G x d	BASINÇ DEĞERİ / PN PRESSURE VALUE	AMBALAJ ADEDİ PACKING QUANTITY	KOLİ ADEDİ BOX QUANTITY
119112	½" x 17	4	50	600
119114	½" x 22	4	50	500
119122	¾" x 17	4	50	550
119124	¾" x 22	4	50	450

**MİNİ VANA
KURTAĞZI
YASSI DAMLAMA**
MINI VALVE BARBED - TAPE



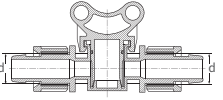
KOD/CODE	EBAT/SIZE d x d1	BASINÇ DEĞERİ / PN PRESSURE VALUE	AMBALAJ ADEDİ PACKING QUANTITY	KOLİ ADEDİ BOX QUANTITY
119222	16 x 17	4	50	600
119224	16 x 22	4	50	500
119242	20 x 17	4	50	600
119244	20 x 22	4	50	450
119254	25 x 22	4	50	450

**MİNİ VANA
DAMLAMA
YASSI DAMLAMA**
MINI VALVE DRIPLINE - TAPE



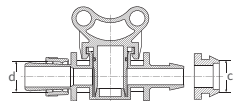
KOD/CODE	EBAT/SIZE d x d1	BASINÇ DEĞERİ / PN PRESSURE VALUE	AMBALAJ ADEDİ PACKING QUANTITY	KOLİ ADEDİ BOX QUANTITY
119322	16 x 17	4	50	550
119324	16 x 22	4	50	450
119342	20 x 17	4	50	500
119344	20 x 22	4	50	400

**MİNİ VANA
YASSI DAMLAMA**
MINI VALVE TAPE DRIP



KOD/CODE	EBAT/SIZE d x d	BASINÇ DEĞERİ / PN PRESSURE VALUE	AMBALAJ ADEDİ PACKING QUANTITY	KOLİ ADEDİ BOX QUANTITY
119422	17 x 17	4	50	600
119444	22 x 22	4	50	400

**MİNİ VANA
YÜZÜKLÜ YASSI
GROMMET**
MINI VALVE TAPE (WITH RING)
GROMMET

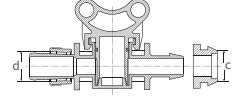


KOD/CODE	EBAT/SIZE d x c	BASINÇ DEĞERİ / PN PRESSURE VALUE	AMBALAJ ADEDİ PACKING QUANTITY	KOLİ ADEDİ BOX QUANTITY
119522	17 x 16	4	50	650

KOD/CODE	EBAT/SIZE d x c	BASINÇ DEĞERİ / PN PRESSURE VALUE	AMBALAJ ADEDİ PACKING QUANTITY	KOLİ ADEDİ BOX QUANTITY
119523	17 x 16	4	50	600



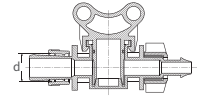
**MİNİ VANA
YÜZÜKLÜ YASSI
GROMMET - D.Ç:18mm**
MINI VALVE TAPE (WITH RING)
GROMMET - DD:18MM
D.Ç: Delme Çapı DD:Drilling Diameter



KOD/CODE	EBAT/SIZE d	BASINÇ DEĞERİ / PN PRESSURE VALUE	AMBALAJ ADEDİ PACKING QUANTITY	KOLİ ADEDİ BOX QUANTITY
119622	17	4	50	600



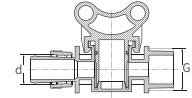
**MİNİ VANA
YÜZÜKLÜ YASSI
CONTASIZ ÇIKIŞ**
MINI VALVE TAPE (WITH RING)
OFFTAKE WITHOUT GASKET



KOD/CODE	EBAT/SIZE d x G	BASINÇ DEĞERİ / PN PRESSURE VALUE	AMBALAJ ADEDİ PACKING QUANTITY	KOLİ ADEDİ BOX QUANTITY
119722	17 x 1/2"	4	50	650



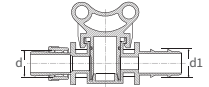
**MİNİ VANA
YÜZÜKLÜ YASSI ERKEK**
MINI VALVE TAPE (WITH RING)
MALE



KOD/CODE	EBAT/SIZE d x d1	BASINÇ DEĞERİ / PN PRESSURE VALUE	AMBALAJ ADEDİ PACKING QUANTITY	KOLİ ADEDİ BOX QUANTITY
119822	17 x 16	4	50	650



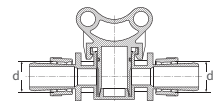
**MİNİ VANA
YÜZÜKLÜ YASSI KURTAĞZI**
MINI VALVE TAPE (WITH RING)
BARBED



KOD/CODE	EBAT/SIZE d x d	BASINÇ DEĞERİ / PN PRESSURE VALUE	AMBALAJ ADEDİ PACKING QUANTITY	KOLİ ADEDİ BOX QUANTITY
119922	17 x 17	4	50	650



**MİNİ VANA
YÜZÜKLÜ YASSI**
MINI VALVE TAPE (WITH RING)



Mini Vana (DN 15)

Mini Valve

Özellikler

Specifications

- + **Su geçiş çapı 15 mm.**
Water pass diameter 15 mm.
- + **Darbelere karşı dayanıklı, yüksek kaliteli polipropilen hammaddeden üretilmiştir.**
It has been produced from high quality polipropilen raw material and it has resistance to impact.
- + **Uzun mesafe damlama ve yassı borular için geniş su geçişi sağlar.**
It allows a wide water pass for long distance dripline, and tape pipes.
- + **Sulama sisteminizi kolayca açıp kapayarak kontrol etmenizi sağlar.**
It supplies an easy on-off control on the irrigation system.
- + **UV ışınlarını geçirmediği için yosunlanmaya ve bakteri üremesine izin vermez.**
They prevent alga and bacteria forming due to UV proof (ultraviolet beam) structure.
- + **İç yüzeyleri homojen ve gözeneksizdir.**
It has a homogeneous and non-porous inner surface.
- + **Suyun kokusunu ve tadını değiştirebilecek zararlı bileşikler içermez.**
It does not contain any harmful compounds which can change the taste or the smell of the water.

GARANTİ VERİLEN BASINÇ DEĞERİ : PN 2
GUARANTEED PRESSURE VALUE : PN 2

KULLANIM ALANLARI
INSTALLATION AREAS



Dikkat Edilmesi

Gereken Hususlar

Points to Take Into Consideration

- + **Grommet Conta ile çıkış almak için kullanılacak Grommet Contalı Mini Vana çeşidine göre delik çapı 20 mm olacak şekilde boru delinmelidir.**
For a proper offtake with the Grommet Gasket, the pipe should be punched 20 mm according to the Mini Valve with Grommet Gasket to be used.



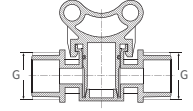
TS EN ISO 9261



KOD/CODE	EBAT/SIZE G x G	BASINÇ DEĞERİ / PN PRESSURE VALUE	AMBALAJ ADEDİ PACKING QUANTITY	KOLİ ADEDİ BOX QUANTITY
120011	1/2" x 1/2"	2	25	300
120021	3/4" x 1/2"	2	25	300
120022	3/4" x 3/4"	2	25	300
120031	1" x 1/2"	2	25	300
120032	1" x 3/4"	2	25	275
120033	1" x 1"	2	25	250
120034	1 1/4" x 1 1/4"	2	25	175



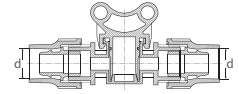
**MİNİ VANA
ERKEK**
MINI VALVE MALE



KOD/CODE	EBAT/SIZE d x d	BASINÇ DEĞERİ / PN PRESSURE VALUE	AMBALAJ ADEDİ PACKING QUANTITY	KOLİ ADEDİ BOX QUANTITY
120044	20 x 20	2	25	200
120054	25 x 20	2	25	175
120055	25 x 25	2	25	150
120066	32 x 32	2	10	100



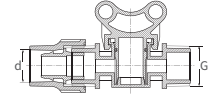
**MİNİ VANA
KİLİTLİ BAĞLANTI**
MINI VALVE LOCK TYPE



KOD/CODE	EBAT/SIZE d x G	BASINÇ DEĞERİ / PN PRESSURE VALUE	AMBALAJ ADEDİ PACKING QUANTITY	KOLİ ADEDİ BOX QUANTITY
120121	20 x 1/2"	2	25	250
120122	20 x 3/4"	2	25	250
120131	25 x 1/2"	2	25	200
120132	25 x 3/4"	2	25	200
120133	25 x 1"	2	25	200



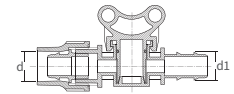
**MİNİ VANA
KİLİTLİ BAĞLANTI
ERKEK**
MINI VALVE LOCK TYPE
MALE



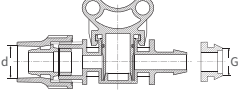
KOD/CODE	EBAT/SIZE d x d1	BASINÇ DEĞERİ / PN PRESSURE VALUE	AMBALAJ ADEDİ PACKING QUANTITY	KOLİ ADEDİ BOX QUANTITY
120142	20 x 20	2	25	250
120143	20 x 25	2	25	225
120152	25 x 20	2	25	175
120153	25 x 25	2	25	175



**MİNİ VANA
KİLİTLİ BAĞLANTI
KURTAĞZI**
MINI VALVE LOCK TYPE
BARBED

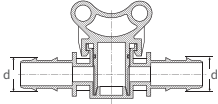


**MİNİ VANA
KİLİTLİ BAĞLANTI
GROMMET**
MINI VALVE LOCK TYPE
GROMMET



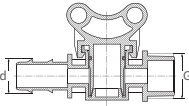
KOD/CODE	EBAT/SIZE d x c	BASINÇ DEĞERİ / PN PRESSURE VALUE	AMBALAJ ADEDİ PACKING QUANTITY	KOLİ ADEDİ BOX QUANTITY
120172	20 x 20	2	25	200
120182	25 x 20	2	25	200

**MİNİ VANA
KURTAĞZI**
MINI VALVE BARBED



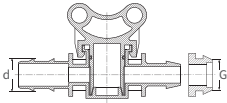
KOD/CODE	EBAT/SIZE d x d	BASINÇ DEĞERİ / PN PRESSURE VALUE	AMBALAJ ADEDİ PACKING QUANTITY	KOLİ ADEDİ BOX QUANTITY
120222	20 x 20	2	25	300
120232	25 x 20	2	25	275
120233	25 x 25	2	25	250

**MİNİ VANA
KURTAĞZI ERKEK**
MINI VALVE BARBED - MALE



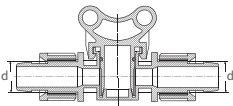
KOD/CODE	EBAT/SIZE d x G	BASINÇ DEĞERİ / PN PRESSURE VALUE	AMBALAJ ADEDİ PACKING QUANTITY	KOLİ ADEDİ BOX QUANTITY
120321	20 x 1/2"	2	25	300
120322	20 x 3/4"	2	25	300
120323	20 x 1"	2	25	250
120331	25 x 1/2"	2	25	275
120332	25 x 3/4"	2	25	275
120333	25 x 1"	2	25	250

**MİNİ VANA
KURTAĞZI GROMMET**
MINI VALVE BARBED
GROMMET



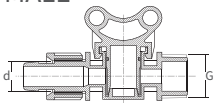
KOD/CODE	EBAT/SIZE d x c	BASINÇ DEĞERİ / PN PRESSURE VALUE	AMBALAJ ADEDİ PACKING QUANTITY	KOLİ ADEDİ BOX QUANTITY
120382	25 x 20	2	25	275

**MİNİ VANA
DAMLAMA**
MINI VALVE DRIPLINE



KOD/CODE	EBAT/SIZE d x d	BASINÇ DEĞERİ / PN PRESSURE VALUE	AMBALAJ ADEDİ PACKING QUANTITY	KOLİ ADEDİ BOX QUANTITY
120422	20 x 20	2	25	250

**MİNİ VANA
DAMLAMA ERKEK**
MINI VALVE DRIPLINE
MALE

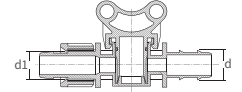


KOD/CODE	EBAT/SIZE d x G	BASINÇ DEĞERİ / PN PRESSURE VALUE	AMBALAJ ADEDİ PACKING QUANTITY	KOLİ ADEDİ BOX QUANTITY
120521	20 x 1/2"	2	25	250
120522	20 x 3/4"	2	25	250

KOD/CODE	EBAT/SIZE d x G	BASINÇ DEĞERİ / PN PRESSURE VALUE	AMBALAJ ADEDİ PACKING QUANTITY	KOLİ ADEDİ BOX QUANTITY
120622	20 x 20	2	25	250



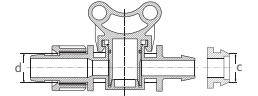
MİNİ VANA
DAMLAMA KURTAĞZI
MINI VALVE DRIPLINE
BARBED



KOD/CODE	EBAT/SIZE d x G	BASINÇ DEĞERİ / PN PRESSURE VALUE	AMBALAJ ADEDİ PACKING QUANTITY	KOLİ ADEDİ BOX QUANTITY
120672	20 x 20	2	25	250



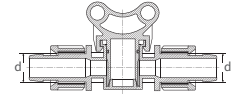
MİNİ VANA
DAMLAMA GROMMET
MINI VALVE DRIPLINE
GROMMET



KOD/CODE	EBAT/SIZE d x d	BASINÇ DEĞERİ / PN PRESSURE VALUE	AMBALAJ ADEDİ PACKING QUANTITY	KOLİ ADEDİ BOX QUANTITY
120722	22 x 22	2	25	200
120733	25 x 25	2	25	200



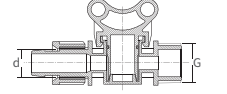
MİNİ VANA
YASSI DAMLAMA
MINI VALVE TAPE



KOD/CODE	EBAT/SIZE d1 x G	BASINÇ DEĞERİ / PN PRESSURE VALUE	AMBALAJ ADEDİ PACKING QUANTITY	KOLİ ADEDİ BOX QUANTITY
120821	22 x 1/2"	2	25	250
120822	22 x 3/4"	2	25	250
120831	25 x 1/2"	2	25	225
120832	25 x 3/4"	2	25	225
120833	25 x 1"	2	25	200



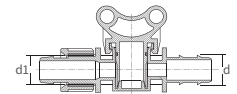
MİNİ VANA
YASSI DAMLAMA - ERKEK
MINI VALVE TAPE - MALE



KOD/CODE	EBAT/SIZE d1 x d	BASINÇ DEĞERİ / PN PRESSURE VALUE	AMBALAJ ADEDİ PACKING QUANTITY	KOLİ ADEDİ BOX QUANTITY
120922	22 x 20	2	25	250
120923	22 x 25	2	25	225
120932	25 x 20	2	25	225
120933	25 x 25	2	25	225



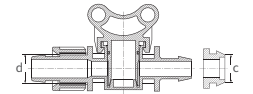
MİNİ VANA
YASSI DAMLAMA - KURTAĞZI
MINI VALVE TAPE - BARBED



KOD/CODE	EBAT/SIZE d1 x c	BASINÇ DEĞERİ / PN PRESSURE VALUE	AMBALAJ ADEDİ PACKING QUANTITY	KOLİ ADEDİ BOX QUANTITY
120972	22 x 20	2	25	225
120982	25 x 20	2	25	225



MİNİ VANA
YASSI DAMLAMA - GROMMET
MINI VALVE TAPE - GROMMET



Hat Sonu Tahliye Vanası

Automatic Line Flush Valves

Özellikler Specifications

- + Saha koşullarında kolay ve pratik montaj ve demontaj**
Easy and practical assembly and disassembly in field conditions
- + Uzun ömürlü diyafram dizaynı**
Long life diaphragm design
- + Otomatik hat içi temizleme ve kolay bakım**
Automatic inline cleaning and easy maintenance
- + Değişen debi koşullarına karşı güvenli kullanım**
Safe use against changing flow conditions
- + Çevre hassasiyetinin ve darbelere karşı dayanımın ön planda olduğu malzeme kullanımı**
The use of materials where environmental sensitivity and resistance to impacts are at the forefron

Otomatik Kapama Özelliği

Auto-Off Feature

Max. Çalışma Basıncı : 4.0 Bar

Max. Working Pressure

Min. Çalışma Basıncı : 1.0 Bar

Min. Working Pressure

Min. Debi : 4.6 m³/dk

Min. Flow

KULLANIM ALANLARI

INSTALLATION AREAS



Dikkat Edilmesi Gereken Hususlar

Points to Take Into Consideration

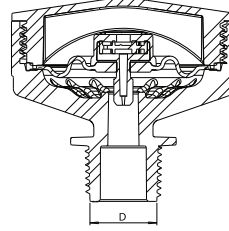
- + Tahliye vana içerisindeki damlatıcı tıkanmaması için temiz tutulmalıdır.**
The dripper inside the automatic line flush valve must be kept clean so that it does not clog.
- + Diyafram conta temizlenirken montaj yönüne dikkat edilmelidir.**
While cleaning the diaphragm seal, attention should be paid to the mounting direction.
- + Hat sonu tahliye vanasının düzenli olarak kontrol edilmesi ve bakımı önemlidir.**
It is important to regularly check and maintain the automatic line flush valve.
- + Damlama sisteminde kullanılacak vana sayısı, su kapasitesini etkilediği için projede pompa seçimine dikkat edilmelidir.**
Since the number of valves to be used in the drip system affects the water capacity, attention should be paid to pump selection in the project.



HAT SONU TAHLİYE VANASI - ERKEK

AUTOMATIC LINE FLUSH VALVE - MALE

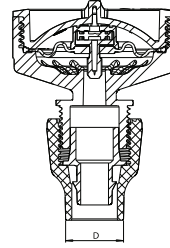
KOD/CODE	EBAT/SIZE D	BASINÇ DEĞERİ / PN PRESSURE VALUE	AMBALAJ ADEDİ PACKING QUANTITY	KOLİ ADEDİ BOX QUANTITY
28122	1/2"	4	10	420
28133	3/4"	4	10	400



HAT SONU TAHLİYE VANASI - KİLİTLİ BAĞLANTI

AUTOMATIC LINE FLUSH VALVE - LOCK TYPE

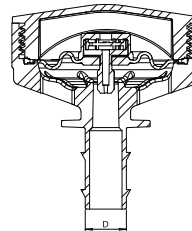
KOD/CODE	EBAT/SIZE D	BASINÇ DEĞERİ / PN PRESSURE VALUE	AMBALAJ ADEDİ PACKING QUANTITY	KOLİ ADEDİ BOX QUANTITY
28211	16	4	10	340
28222	20	4	10	320



HAT SONU TAHLİYE VANASI - KURTAĞZI

AUTOMATIC LINE FLUSH VALVE - BARBED

KOD/CODE	EBAT/SIZE D	BASINÇ DEĞERİ / PN PRESSURE VALUE	AMBALAJ ADEDİ PACKING QUANTITY	KOLİ ADEDİ BOX QUANTITY
28311	16	4	10	400
28322	20	4	10	400



Kilitli Bağlantı Elementleri Lock Type Fittings

Özellikler Specifications

- + Darbelere karşı dayanıklı, yüksek kaliteli polipropilen hammaddeden üretilmiştir.**
It has been produced from high quality polypropylene raw material and it has resistance to impact.
- + UV ışınlarını geçirmediği için yosunlanmaya ve bakteri üremesine izin vermez.**
They prevent alga and bacteria forming due to UV proof (ultraviolet beam) structure.
- + İç yüzeyleri homojen ve gözeneksizdir.**
It has a homogeneous and non-porous inner surface.
- + Suyun kokusunu ve tadını değiştirebilecek zararlı bileşikler içermez.**
It does not contain any harmful compounds which can change the taste or the smell of the water.



TS EN ISO 9261

GARANTİ VERİLEN BASINÇ DEĞERİ : PN 6
GUARANTEED PRESSURE VALUE : PN 6

KULLANIM ALANLARI INSTALLATION AREAS



Dikkat Edilmesi Gereken Hususlar

Points to Take Into Consideration

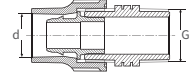
- + Ø16 mm, Ø20 mm, Ø25 mm, Ø32 mm Alçak Yoğunluklu Polietilen (AYPE) Borularda (Deliksiz kör boru) kullanılır.**
Used in Ø16 mm, Ø20 mm, Ø25 mm, Ø32 mm Low Density Polyethylene (LDPE) Pipes (Flat Drip Irrigation Pipe).
- + Ø16 mm için et kalınlığı minimum 0.8 mm'ye kadar ve Ø20 mm için et kalınlığı minimum 1.0 mm'ye kadar olan Yuvarlak Damla Sulama Borularında da kullanılabilir.**
Also might be used with Round Drip Irrigation Pipe with Ø16 mm diameter up to 0.8 mm of wall thickness and Ø20 mm diameter with 1.0 mm of wall thickness.
- + Ø16 mm, Ø20 mm, Ø25 mm, Ø 32 mm olan PVC Bahçe Sulama Hortumlarının Ekleme Parçaları olarak da kullanılabilir.**
Also might be used as Fittings for Ø16 mm, Ø20 mm, Ø25 mm, Ø32 mm Garden Hoses made of PVC.



KOD/CODE	EBAT/SIZE d x G	BASINÇ DEĞERİ / PN PRESSURE VALUE	AMBALAJ ADEDİ PACKING QUANTITY	KOLİ ADEDİ BOX QUANTITY
12121	16 x 1/2"	6	50	900
12122	16 x 3/4"	6	50	800
12123	16 x 1"	6	50	650
12124	16 x 1 1/4"	6	50	350
12141	20 x 1/2"	6	50	800
12142	20 x 3/4"	6	50	700
12143	20 x 1"	6	50	600
12144	20 x 1 1/4"	6	50	350
12151	25 x 1/2"	6	25	450
12152	25 x 3/4"	6	25	450
12153	25 x 1"	6	25	450
12154	25 x 1 1/4"	6	25	300
12161	32 x 1/2"	6	25	275
12162	32 x 3/4"	6	25	275
12163	32 x 1"	6	25	250
12164	32 x 1 1/4"	6	25	225



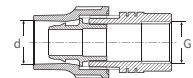
**KİLİTLİ BAĞLANTI
ERKEK**
LOCK TYPE MALE



KOD/CODE	EBAT/SIZE d x G	BASINÇ DEĞERİ / PN PRESSURE VALUE	AMBALAJ ADEDİ PACKING QUANTITY	KOLİ ADEDİ BOX QUANTITY
12221	16 x 1/2"	6	50	900
12222	16 x 3/4"	6	50	700
12223	16 x 1"	6	50	450
12241	20 x 1/2"	6	50	900
12242	20 x 3/4"	6	50	700
12243	20 x 1"	6	50	450
12251	25 x 1/2"	6	25	450
12252	25 x 3/4"	6	25	550
12253	25 x 1"	6	25	375
12261	32 x 1/2"	6	25	275
12262	32 x 3/4"	6	25	250
12263	32 x 1"	6	25	300



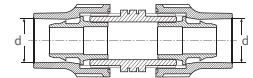
**KİLİTLİ BAĞLANTI
DİŞİ**
LOCK TYPE FEMALE



KOD/CODE	EBAT/SIZE d x d	BASINÇ DEĞERİ / PN PRESSURE VALUE	AMBALAJ ADEDİ PACKING QUANTITY	KOLİ ADEDİ BOX QUANTITY
12322	16 x 16	6	50	550
12342	20 x 16	6	50	550
12344	20 x 20	6	50	550
12352	25 x 16	6	25	350
12354	25 x 20	6	25	350
12355	25 x 25	6	25	300
12362	32 x 16	6	15	210
12364	32 x 20	6	15	210
12365	32 x 25	6	15	210
12366	32 x 32	6	15	165



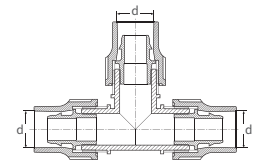
**KİLİTLİ BAĞLANTI
MANŞON**
LOCK TYPE COUPLING



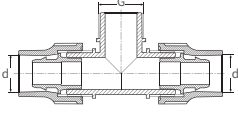
KOD/CODE	EBAT/SIZE d x d x d	BASINÇ DEĞERİ / PN PRESSURE VALUE	AMBALAJ ADEDİ PACKING QUANTITY	KOLİ ADEDİ BOX QUANTITY
12422	16 x 16 x 16	6	25	300
12424	16 x 20 x 16	6	25	275
12425	16 x 25 x 16	6	25	200
12442	20 x 16 x 20	6	25	275
12444	20 x 20 x 20	6	25	275
12445	20 x 25 x 20	6	25	225
12452	25 x 16 x 25	6	15	180
12454	25 x 20 x 25	6	15	165
12455	25 x 25 x 25	6	15	150
12462	32 x 16 x 32	6	10	100
12464	32 x 20 x 32	6	10	100
12465	32 x 25 x 32	6	10	100
12466	32 x 32 x 32	6	10	90



**KİLİTLİ BAĞLANTI
TE**
LOCK TYPE TEE

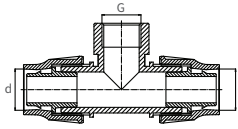


**KİLİTLİ BAĞLANTI
ERKEK TE**
LOCK TYPE MALE TEE



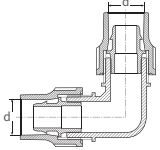
KOD/CODE	EBAT/SIZE d x G x d	BASINÇ DEĞERİ / PN PRESSURE VALUE	AMBALAJ ADEDİ PACKING QUANTITY	KOLİ ADEDİ BOX QUANTITY
12521	16 x 1/2" x 16	6	25	350
12522	16 x 3/4" x 16	6	25	350
12523	16 x 1" x 16	6	25	300
12541	20 x 1/2" x 20	6	25	350
12542	20 x 3/4" x 20	6	25	300
12543	20 x 1" x 20	6	25	300
12551	25 x 1/2" x 25	6	15	210
12552	25 x 3/4" x 25	6	15	210
12553	25 x 1" x 25	6	15	210
12561	32 x 1/2" x 32	6	10	120
12562	32 x 3/4" x 32	6	10	110
12563	32 x 1" x 32	6	10	110
12564	32 x 1 1/4" x 32	6	10	100

**KİLİTLİ BAĞLANTI
DIŞI TE**
LOCK TYPE FEMALE TEE



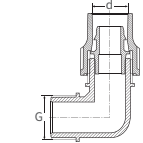
KOD/CODE	EBAT/SIZE d x G x d	BASINÇ DEĞERİ / PN PRESSURE VALUE	AMBALAJ ADEDİ PACKING QUANTITY	KOLİ ADEDİ BOX QUANTITY
12621	16 x 1/2" x 16	6	25	300
12622	16 x 3/4" x 16	6	25	300
12623	16 x 1" x 16	6	25	275
12641	20 x 1/2" x 20	6	25	300
12642	20 x 3/4" x 20	6	25	275
12643	20 x 1" x 20	6	25	250
12651	25 x 1/2" x 25	6	15	210
12652	25 x 3/4" x 25	6	15	180
12653	25 x 1" x 25	6	15	180
12662	32 x 3/4" x 32	6	10	120
12663	32 x 1" x 32	6	10	100

**KİLİTLİ BAĞLANTI
DİRSEK**
LOCK TYPE ELBOW



KOD/CODE	EBAT/SIZE d x d	BASINÇ DEĞERİ / PN PRESSURE VALUE	AMBALAJ ADEDİ PACKING QUANTITY	KOLİ ADEDİ BOX QUANTITY
12722	16 x 16	6	50	50
12742	20 x 16	6	50	50
12744	20 x 20	6	50	50
12752	25 x 16	6	25	25
12754	25 x 20	6	25	25
12755	25 x 25	6	25	25
12762	32 x 16	6	15	15
12764	32 x 20	6	15	15
12765	32 x 25	6	15	15
12766	32 x 32	6	15	15

**KİLİTLİ BAĞLANTI
ERKEK DİRSEK**
LOCK TYPE male elbow

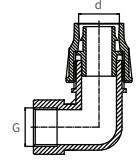


KOD/CODE	EBAT/SIZE d x G	BASINÇ DEĞERİ / PN PRESSURE VALUE	AMBALAJ ADEDİ PACKING QUANTITY	KOLİ ADEDİ BOX QUANTITY
12821	16 x 1/2"	6	50	650
12822	16 x 3/4"	6	50	600
12823	16 x 1"	6	50	500
12824	16 x 1 1/4"	6	50	300
12841	20 x 1/2"	6	50	600
12842	20 x 3/4"	6	50	600
12843	20 x 1"	6	50	500
12844	20 x 1 1/4"	6	50	300
12851	25 x 1/2"	6	25	375
12852	25 x 3/4"	6	25	400
12853	25 x 1"	6	25	325
12854	25 x 1 1/4"	6	25	225
12861	32 x 1/2"	6	15	210
12862	32 x 3/4"	6	15	180
12863	32 x 1"	6	15	210
12864	32 x 1 1/4"	6	15	180

KOD/CODE	EBAT/SIZE d x G	BASINÇ DEĞERİ / PN PRESSURE VALUE	AMBALAJ ADEDİ PACKING QUANTITY	KOLİ ADEDİ BOX QUANTITY
12921	16 x 1/2"	6	50	500
12922	16 x 3/4"	6	50	450
12923	16 x 1"	6	50	400
12941	20 x 1/2"	6	50	500
12942	20 x 3/4"	6	50	450
12943	20 x 1"	6	50	400
12951	25 x 1/2"	6	25	300
12952	25 x 3/4"	6	25	300
12953	25 x 1"	6	25	275
12962	32 x 3/4"	6	15	180
12963	32 x 1"	6	15	180
12964	32 x 1 1/4"	6	15	150



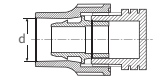
**KİLİTLİ BAĞLANTI
DİŞİ DİRSEK**
LOCK TYPE FEMALE ELBOW



KOD/CODE	EBAT/SIZE d	BASINÇ DEĞERİ / PN PRESSURE VALUE	AMBALAJ ADEDİ PACKING QUANTITY	KOLİ ADEDİ BOX QUANTITY
13022	16	6	50	1000
13044	20	6	50	900
13055	25	6	25	550
13066	32	6	25	300



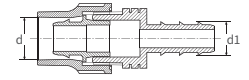
**KİLİTLİ BAĞLANTI
KÖR TAPA**
LOCK TYPE END CAP



KOD/CODE	EBAT/SIZE d x d1	BASINÇ DEĞERİ / PN PRESSURE VALUE	AMBALAJ ADEDİ PACKING QUANTITY	KOLİ ADEDİ BOX QUANTITY
130922	16 x 16	6	50	900
130942	20 x 16	6	50	800
130944	20 x 20	6	50	700



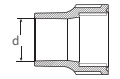
**KİLİTLİ BAĞLANTI
KURTAĞZI**
LOCK TYPE BARBED



KOD/CODE	EBAT/SIZE d	GÖVDE EBADI BODY SIZE	AMBALAJ ADEDİ PACKING QUANTITY	KOLİ ADEDİ BOX QUANTITY
13072	16	3/4"	100	1800
13074	20	3/4"	100	1500
13075	25	1"	50	800
13076	32	1 1/4"	50	450



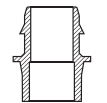
KİLİTLİ BAĞLANTI SOMUNU
LOCK TYPE NUT



KOD/CODE	EBAT/SIZE d	GÖVDE EBADI BODY SIZE	AMBALAJ ADEDİ PACKING QUANTITY	KOLİ ADEDİ BOX QUANTITY
13082	16	3/4"	200	5200
13084	20	3/4"	200	4800
13085	25	1"	100	2400
13086	32	1 1/4"	100	1200



KİLİTLİ BAĞLANTI UCU
LOCK TYPE INSERT



Damla Sulama Kurtağzi

Dripline Barbed Fittings

Özellikler

Specifications

- + Darbelere karşı dayanıklı, yüksek kaliteli polipropilen hammaddeden üretilmiştir. It has been produced from high quality polypropylene raw material and it has resistance to impact.
- + Ø16 mm ve Ø20 mm Alçak Yoğunluklu Polietilen (AYPE) Borularda (Düz Damla Sulama Borusu) kullanılır. Used with Ø16 mm and Ø20 mm Low Density Polyethylene (LDPE) Pipes (Flat Drip Irrigation Pipe).
- + Ø16 mm ve Ø20 mm Yuvarlak Damla Sulama Borularında kullanılır. Used with Ø16 mm and Ø20 mm Drip Irrigation Circular Pipe.
- + UV ışınlarını geçirmediği için yosunlanmaya ve bakteri üremesine izin vermez. They prevent alga and bacteria forming due to UV proof (ultraviolet beam) structure.
- + İç yüzeyleri homojen ve gözeneksizdir. It has a homogeneous and non-porous inner surface.
- + Suyun kokusunu ve tadını değiştirebilecek zararlı bileşikler içermez. It does not contain any harmful compounds which can change the taste or the smell of the water.

KULLANIM ALANLARI

INSTALLATION AREAS



Dikkat Edilmesi Gereken Hususlar

Points to Take Into Consideration

- + Grommet Conta ile çıkış almak için kullanılacak Grommet Contalı ürün çeşidine göre delik çapı 16 mm veya 20 mm olacak şekilde boru delinmelidir. For a proper offtake with the Grommet Gasket, the pipe should be punched 16 mm or 20 mm according to the Grommet Gasket to be used.
- + Kurtağzi Grommet Conta ile çıkış almak için kullanılacak Kurtağzi Ek Parça çeşidine göre delik çapı 20 mm olacak şekilde boru delinmelidir. For a proper offtake with the Barbed Grommet Gasket, the pipe should be punched 20 mm according to the Barbed Fitting to be used.
- + Kurtağzi Ek Parçalar boruya takıldıktan sonra boru, Poelsan Boru Kelepçesi ile sıkıştırılmalıdır. The pipe should be clamped with Poelsan Pipe Clip after the Barbed Fittings are installed to the pipe.

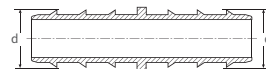


TS EN ISO 9261

KOD/CODE	EBAT/SIZE d x d	AMBALAJ ADEDİ PACKING QUANTITY	KOLİ ADEDİ BOX QUANTITY
15122	16 x 16	100	3800
15142	20 x 16	100	2200
15144	20 x 20	100	2000



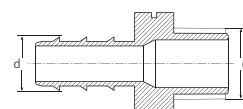
**KURTAĞZI
NİPEL**
BARBED NIPPLE



KOD/CODE	EBAT/SIZE d x G	AMBALAJ ADEDİ PACKING QUANTITY	KOLİ ADEDİ BOX QUANTITY
15221	16 x 1/2"	100	1800
15222	16 x 3/4"	100	1600
15241	20 x 1/2"	100	1500
15242	20 x 3/4"	100	1400
15252	25 x 3/4"	100	800
15253	25 x 1"	100	800
15263	32 x 1"	100	600
15274	40 x 1 1/4"	50	300
15285	50 x 1 1/2"	25	200
15296	63 x 2"	15	120



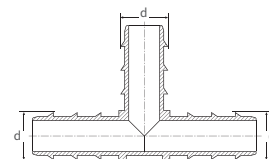
**KURTAĞZI
ERKEK NİPEL**
BARBED - MALE NIPPLE



KOD/CODE	EBAT/SIZE d x d x d	AMBALAJ ADEDİ PACKING QUANTITY	KOLİ ADEDİ BOX QUANTITY
15322	16 x 16 x 16	100	1600
15324	16 x 20 x 16	100	1300
15342	20 x 16 x 20	100	900
15344	20 x 20 x 20	100	800



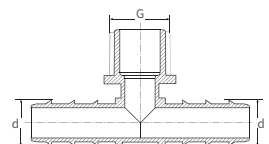
KURTAĞZI TE
BARBED TEE



KOD/CODE	EBAT/SIZE d x G x d	AMBALAJ ADEDİ PACKING QUANTITY	KOLİ ADEDİ BOX QUANTITY
15421	16 x 1/2" x 16	100	1500
15422	16 x 3/4" x 16	100	1200
15441	20 x 1/2" x 20	100	900
15442	20 x 3/4" x 20	100	800
15443	20 x 1" x 20	100	600



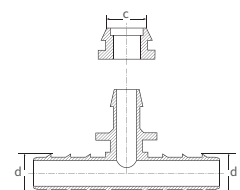
KURTAĞZI - ERKEK TE
BARBED - MALE TEE



KOD/CODE	EBAT/SIZE d x c x d	AMBALAJ ADEDİ PACKING QUANTITY	KOLİ ADEDİ BOX QUANTITY
15466	16 x 16 x 16	100	1400
15468	16 x 20 x 16	100	1200
15488	20 x 20 x 20	100	700

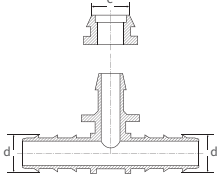


KURTAĞZI - GROMMET TE
BARBED - GROMMET TEE



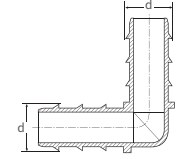
**KURTAĞZI
GROMMET TE - D.Ç:18mm**

BARBED
GROMMET TEE - DD:18mm
D.Ç: Delme Çapı DD:Drilling Diameter



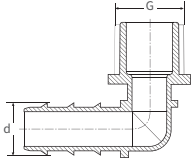
KOD/CODE	EBAT/SIZE d x c x d	AMBALAJ ADEDİ PACKING QUANTITY	KOLİ ADEDİ BOX QUANTITY
15467	16 x 16 x 16	100	1300

**KURTAĞZI
DİRSEK**
BARBED ELBOW



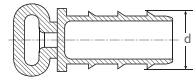
KOD/CODE	EBAT/SIZE d x d	AMBALAJ ADEDİ PACKING QUANTITY	KOLİ ADEDİ BOX QUANTITY
15522	16 x 16	100	2800
15544	20 x 20	100	1600

**KURTAĞZI
ERKEK DİRSEK**
BARBED - MALE ELBOW



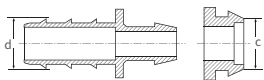
KOD/CODE	EBAT/SIZE d x G	AMBALAJ ADEDİ PACKING QUANTITY	KOLİ ADEDİ BOX QUANTITY
15621	16 x 1/2"	100	2200
15622	16 x 3/4"	100	1800
15641	20 x 1/2"	100	1600
15642	20 x 3/4"	100	1300

**KURTAĞZI
KÖR TAPA**
BARBED END CAP



KOD/CODE	EBAT/SIZE d	AMBALAJ ADEDİ PACKING QUANTITY	KOLİ ADEDİ BOX QUANTITY
15722	16	100	5000
15744	20	100	2800

**KURTAĞZI
GROMMET NİPEL**
BARBED - GROMMET NIPPLE



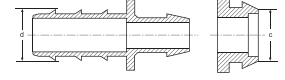
KOD/CODE	EBAT/SIZE d x c	AMBALAJ ADEDİ PACKING QUANTITY	KOLİ ADEDİ BOX QUANTITY
15822	16 x 16	100	2600
15842	20 x 16	100	2200

KOD/CODE	EBAT/SIZE d x c	AMBALAJ ADEDİ PACKING QUANTITY	KOLİ ADEDİ BOX QUANTITY
15823	16 x 16	100	2400
15843	20 x 16	100	2000



**KURTAĞZI
GROMMET NİPEL D.Ç:18mm**
BARBED GROMMET NIPPLE
DD:18mm

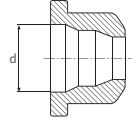
D.Ç: Delme Çapı DD:Drilling Diameter



KOD/CODE	EBAT/SIZE d	AMBALAJ ADEDİ PACKING QUANTITY	KOLİ ADEDİ BOX QUANTITY
15966	16	100	4500



**KURTAĞZI
GROMMET CONTA**
BARBED GROMMET GASKET



KOD/CODE	EBAT/SIZE mm	AMBALAJ ADEDİ PACKING QUANTITY	KOLİ ADEDİ BOX QUANTITY
16022	16	500	15000
16044	20	500	10000



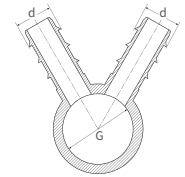
BORU KELEPÇESİ
PIPE CLIP



KOD/CODE	EBAT/SIZE d x G	AMBALAJ ADEDİ PACKING QUANTITY	KOLİ ADEDİ BOX QUANTITY
15922	2 / 16 x 1"	25	650
15924	2 / 20 x 1"	25	450



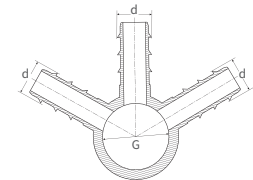
**KURTAĞZI
ÇOKLU DAĞITIM NİPELİ**
BARBED MULTICOUPLING NIPPLE



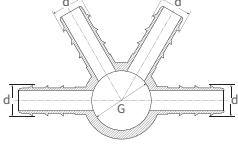
KOD/CODE	EBAT/SIZE d x G	AMBALAJ ADEDİ PACKING QUANTITY	KOLİ ADEDİ BOX QUANTITY
15932	3 / 16 x 1"	25	500
15934	3 / 20 x 1"	25	350



**KURTAĞZI
ÇOKLU DAĞITIM NİPELİ**
BARBED MULTICOUPLING NIPPLE

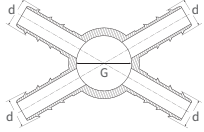


**KURTAĞZI
ÇOKLU DAĞITIM NİPELİ**
BARBED MULTICOUPLING
NIPPLE



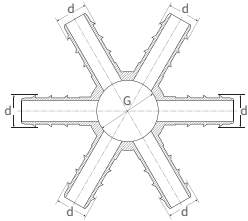
KOD/CODE	EBAT/SIZE d x G	AMBALAJ ADEDİ PACKING QUANTITY	KOLİ ADEDİ BOX QUANTITY
15942	4 / 16 x 1"	25	400
15944	4 / 20 x 1"	25	275

**KURTAĞZI
ÇOKLU DAĞITIM NİPELİ**
BARBED MULTICOUPLING
NIPPLE



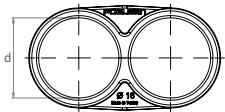
KOD/CODE	EBAT/SIZE d x G	AMBALAJ ADEDİ PACKING QUANTITY	KOLİ ADEDİ BOX QUANTITY
15945	4 x / 16 x 1"	25	400
15947	4 x / 20 x 1"	25	250

**KURTAĞZI
ÇOKLU DAĞITIM NİPELİ**
BARBED MULTICOUPLING
NIPPLE



KOD/CODE	EBAT/SIZE d x G	AMBALAJ ADEDİ PACKING QUANTITY	KOLİ ADEDİ BOX QUANTITY
15962	6 / 16 x 1"	25	300
15964	6 / 20 x 1"	25	175

**DAMLAMA
GÖZLÜK KÖR TAPA**
FOLDING HOSE
CONNECTOR END PLUG



KOD/CODE	EBAT/SIZE d	AMBALAJ ADEDİ PACKING QUANTITY	KOLİ ADEDİ BOX QUANTITY
15723	16	100	4500
15743	20	100	3000

KOD/CODE	EBAT/SIZE d / H	AMBALAJ ADEDİ PACKING QUANTITY	KOLİ ADEDİ BOX QUANTITY
16051	16 / 150	100	1300
16052	20 / 150	100	1200



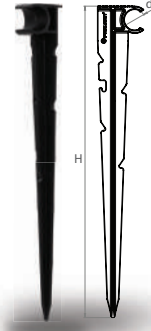
**DAMLAMA BORU
SABİTLEME KAZIĞI-KISA**
DRIPLINE PIPE STAKE-SHORT

KOD/CODE	EBAT/SIZE d / H	AMBALAJ ADEDİ PACKING QUANTITY	KOLİ ADEDİ BOX QUANTITY
16055	16 / 200	100	1200
16056	20 / 200	100	1200



**DAMLAMA BORU
SABİTLEME KAZIĞI-ORTA**
DRIPLINE PIPE STAKE-MEDIUM

KOD/CODE	EBAT/SIZE d / H	AMBALAJ ADEDİ PACKING QUANTITY	KOLİ ADEDİ BOX QUANTITY
16053	16 / 250	50	550
16054	20 / 250	50	550



**DAMLAMA BORU
SABİTLEME KAZIĞI-UZUN**
DRIPLINE PIPE STAKE-LONG



BORU DELME APARATI
DRILLER

KOD/CODE	EBAT/SIZE mm	AMBALAJ ADEDİ PACKING QUANTITY	KOLİ ADEDİ BOX QUANTITY
16096	16	20	760
16098	20	20	660



BORU DELME EL APARATI
MANUEL DRILLER

KOD/CODE	EBAT/SIZE mm	AMBALAJ ADEDİ PACKING QUANTITY	KOLİ ADEDİ BOX QUANTITY
16092	16	50	320
16094	20	50	300



BORU DELME APARATI
D.Ç:18mm
DRILLER - DD:18mm

D.Ç: Delme Çapı DD:Drilling Diameter

KOD/CODE	EBAT/SIZE mm	AMBALAJ ADEDİ PACKING QUANTITY	KOLİ ADEDİ BOX QUANTITY
16097	16	20	660



**BORU DELME
EL APARATI - D.Ç: 18mm**
MANUEL DRILLER - DD: 18mm

D.Ç: Delme Çapı DD:Drilling Diameter

KOD/CODE	EBAT/SIZE mm	AMBALAJ ADEDİ PACKING QUANTITY	KOLİ ADEDİ BOX QUANTITY
16093	16	20	300

Damla Sulama Somunlu

Dripline Fittings With Nut

Özellikler

Specifications

- + Darbelere karşı dayanıklı, yüksek kaliteli polipropilen hammaddeden üretilmiştir. It has been produced from high quality polypropylene raw material and it has resistance to impact.
- + Ø16 mm ve Ø20 mm Yuvarlak Damla Sulama Borularında kullanılır. Used with Ø16 mm and Ø20 mm Drip Irrigation Circular Pipe.
- + UV ışınlarını geçirmediği için yosunlanmaya ve bakteri üremesine izin vermez. They prevent alga and bacteria forming due to UV proof (ultraviolet beam) structure.
- + İç yüzeyleri homojen ve gözeneksizdir. It has a homogeneous and non-porous inner surface.
- + Suyun kokusunu ve tadını değiştirebilecek zararlı bileşikler içermez. It does not contain any harmful compounds which can change the taste or the smell of the water.



TS EN ISO 9261



Dikkat Edilmesi Gereken Hususlar

Points to Take Into Consideration

Points to Take Into Consideration

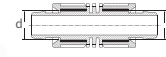
- + Grommet Conta ile çıkış almak için kullanılacak grommet contalı ürün çeşidine göre delik çapı 16 mm veya 20 mm olacak şekilde boru delinmelidir. For a proper offtake with the Grommet Gasket, the pipe should be punched 16 mm or 20 mm according to the grommet gasket to be used.
- + Contasız Çıkış, Layflat ve Alçak Yoğunluklu Polietilen (AYPE) Borulardan (Düz Damla Sulama Borusu), Ø16 mm ve Ø20 mm Damla Sulama Borularına çıkış almak için kullanılır. Contasız Çıkış Ucu ile çıkış almak için boru, delik çapı 8 mm olacak şekilde delinmelidir. The items with offtake without gasket are used for joining the Layflat and Low Density Polyethylene (LDPE) Pipes (Flat Drip Irrigation Pipe) With Drip Irrigation Pipe (Ø16 mm & Ø20 mm). For a proper offtake, the pipe should be punched 8 mm.
- + Contasız Çıkış Nipelü ürünü, Layflat Borulardan, Ø12 mm Spagetti Borulara çıkış almak için kullanılır. Contasız Çıkış Ucu ile çıkış almak için boru, delik çapı 8 mm olacak şekilde delinmelidir. The Offtake Nipple item is used for joining the Layflat Pipes with Ø12 mm Microtube Pipes. For a proper offtake, the pipe should be punched 8 mm.

KULLANIM ALANLARI

INSTALLATION AREAS

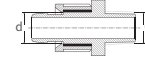


KOD/CODE	EBAT/SIZE d x d	AMBALAJ ADEDİ PACKING QUANTITY	KOLİ ADEDİ BOX QUANTITY
16122	16 x 16	100	1400
16142	20 x 16	100	1100
16144	20 x 20	100	1000



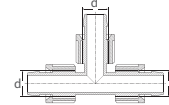
DAMLAMA NİPEL
DRIPLINE NIPPLE

KOD/CODE	EBAT/SIZE d x G	AMBALAJ ADEDİ PACKING QUANTITY	KOLİ ADEDİ BOX QUANTITY
16221	16 x 1/2"	100	1700
16222	16 x 3/4"	100	1500
16241	20 x 1/2"	100	1300
16242	20 x 3/4"	100	1200



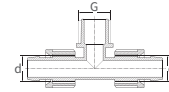
DAMLAMA ERKEK NİPEL
DRIPLINE - MALE NIPPLE

KOD/CODE	EBAT/SIZE d x d x d	AMBALAJ ADEDİ PACKING QUANTITY	KOLİ ADEDİ BOX QUANTITY
16322	16 x 16 x 16	100	800
16342	20 x 16 x 20	100	500
16344	20 x 20 x 20	100	500



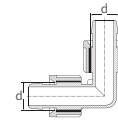
DAMLAMA TE
DRIPLINE TEE

KOD/CODE	EBAT/SIZE d x G x d	AMBALAJ ADEDİ PACKING QUANTITY	KOLİ ADEDİ BOX QUANTITY
16421	16 x 1/2" x 16	100	900
16422	16 x 3/4" x 16	100	800
16441	20 x 1/2" x 20	100	600
16442	20 x 3/4" x 20	100	600
16443	20 x 1" x 20	100	500



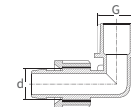
DAMLAMA ERKEK TE
DRIPLINE MALE TEE

KOD/CODE	EBAT/SIZE d x d	AMBALAJ ADEDİ PACKING QUANTITY	KOLİ ADEDİ BOX QUANTITY
16522	16 x 16	100	1400
16544	20 x 20	100	800

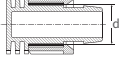


DAMLAMA DİRSEK
DRIPLINE ELBOW

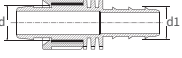
KOD/CODE	EBAT/SIZE d x G	AMBALAJ ADEDİ PACKING QUANTITY	KOLİ ADEDİ BOX QUANTITY
16621	16 x 1/2"	100	1600
16622	16 x 3/4"	100	1400
16641	20 x 1/2"	100	1100
16642	20 x 3/4"	100	1000



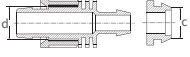
DAMLAMA ERKEK DİRSEK
DRIPLINE MALE ELBOW

DAMLAMA KÖR TAPA
 DRIPLINE END CAP


KOD/CODE	EBAT/SIZE d	AMBALAJ ADEDİ PACKING QUANTITY	KOLİ ADEDİ BOX QUANTITY
16722	16	100	2400
16744	20	100	1600

**DAMLAMA
KURTAĞZI NİPEL**
 DRIPLINE
 BARBED NIPPLE


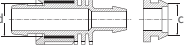
KOD/CODE	EBAT/SIZE d x d1	AMBALAJ ADEDİ PACKING QUANTITY	KOLİ ADEDİ BOX QUANTITY
16766	16 x 16	100	1800
16788	20 x 20	100	1100

**DAMLAMA
GROMMET NİPEL**
 DRIPLINE
 GROMMET NIPPLE


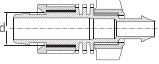
KOD/CODE	EBAT/SIZE d x c	AMBALAJ ADEDİ PACKING QUANTITY	KOLİ ADEDİ BOX QUANTITY
16822	16 x 16	100	1600
16842	20 x 16	100	1200
16844	20 x 20	100	1100

**DAMLAMA
GROMMET NİPEL**
D.Ç:18mm
 DRIPLINE - GROMMET NIPPLE
 DD:18mm

D.Ç: Delme Çapı DD:Drilling Diameter



KOD/CODE	EBAT/SIZE d x c	AMBALAJ ADEDİ PACKING QUANTITY	KOLİ ADEDİ BOX QUANTITY
16823	16 x 16	100	1400
16843	20 x 16	100	1100

**DAMLAMA
CONTASIZ ÇIKIŞ NİPELİ**
 DRIPLINE
 OFFTAKE NIPPLE WITHOUT GASKET


KOD/CODE	EBAT/SIZE d	AMBALAJ ADEDİ PACKING QUANTITY	KOLİ ADEDİ BOX QUANTITY
16862	16	100	1300
16884	20	100	1000

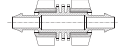
**CONTASIZ ÇIKIŞ
KÖR TAPA**
 OFFTAKE WITHOUT
 GASKET END CAP


KOD/CODE	EBAT/SIZE mm	AMBALAJ ADEDİ PACKING QUANTITY	KOLİ ADEDİ BOX QUANTITY
16888	8	100	2200

KOD/CODE	EBAT/SIZE mm	AMBALAJ ADEDİ PACKING QUANTITY	KOLİ ADEDİ BOX QUANTITY
16899	12	100	1200



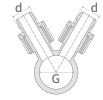
CONTASIZ ÇIKIŞ NİPELİ
OFFTAKE NIPPLE
WITHOUT GASKET



KOD/CODE	EBAT/SIZE d x G	AMBALAJ ADEDİ PACKING QUANTITY	KOLİ ADEDİ BOX QUANTITY
16922	2 / 16 x 1"	25	500
16924	2 / 20 x 1"	25	400



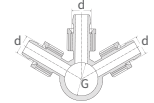
**DAMLAMA
ÇOKLU DAĞITIM NİPELİ**
DRIPLINE
MULTICOUPLING NIPPLE



KOD/CODE	EBAT/SIZE d x G	AMBALAJ ADEDİ PACKING QUANTITY	KOLİ ADEDİ BOX QUANTITY
16932	3 / 16 x 1"	25	400
16934	3 / 20 x 1"	25	300



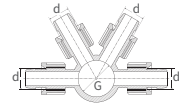
**DAMLAMA
ÇOKLU DAĞITIM NİPELİ**
DRIPLINE
MULTICOUPLING NIPPLE



KOD/CODE	EBAT/SIZE d x G	AMBALAJ ADEDİ PACKING QUANTITY	KOLİ ADEDİ BOX QUANTITY
16942	4 / 16 x 1"	25	300
16944	4 / 20 x 1"	25	225



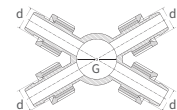
**DAMLAMA
ÇOKLU DAĞITIM NİPELİ**
DRIPLINE
MULTICOUPLING NIPPLE



KOD/CODE	EBAT/SIZE d x G	AMBALAJ ADEDİ PACKING QUANTITY	KOLİ ADEDİ BOX QUANTITY
16945	4 x / 16 x 1"	25	300
16947	4 x / 20 x 1"	25	200



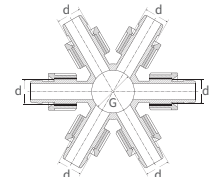
**DAMLAMA
ÇOKLU DAĞITIM NİPELİ**
DRIPLINE
MULTICOUPLING NIPPLE



KOD/CODE	EBAT/SIZE d x G	AMBALAJ ADEDİ PACKING QUANTITY	KOLİ ADEDİ BOX QUANTITY
16962	6 / 16 x 1"	25	225
16964	6 / 20 x 1"	25	150



**DAMLAMA
ÇOKLU DAĞITIM NİPELİ**
DRIPLINE
MULTICOUPLING NIPPLE



Yassı Damla Sulama Somunlu

Drip Tape Fittings With Nut

Özellikler

Specifications

- + Darbelere karşı dayanıklı, yüksek kaliteli polipropilen hammaddeden üretilmiştir.
It has been produced from high quality polypropylene raw material and it has resistance to impact.
- + Ø17 mm ve Ø22 mm Yassı Damla Sulama Borularında kullanılır.
Used with Ø17 mm and Ø22 mm Tape Driplines.
- + UV ışınlarını geçirmediği için yosunlanmaya ve bakteri üremesine izin vermez.
They prevent alga and bacteria forming due to UV proof (ultraviolet beam) structure.
- + İç yüzeyleri homojen ve gözeneksizdir.
It has a homogeneous and non-porous inner surface.
- + Suyun kokusunu ve tadını değiştirebilecek zararlı bileşikler içermez.
It does not contain any harmful compounds which can change the taste or the smell of the water.



TS EN ISO 9261

KULLANIM ALANLARI

INSTALLATION AREAS



Dikkat Edilmesi

Gereken Hususlar

Points to Take Into Consideration

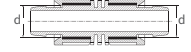
- + Grommet Conta ile çıkış almak için kullanılacak grommet contalı ürün çeşidine göre delik çapı 16 mm veya 20 mm olacak şekilde boru delinmelidir.
For a proper offtake with the Grommet Gasket, the pipe should be punched 16 mm or 20 mm according to the Grommet Gasket to be used.
- + Contasız Çıkış, Layflat ve Alçak Yoğunluklu Polietilen (AYPE) Borulardan (Düz Damla Sulama Borusu), Ø17 mm ve Ø22 mm Yassı Damla Sulama Borularına çıkış almak için kullanılır. Contasız Çıkış Ucu ile çıkış almak için boru, delik çapı 8 mm olacak şekilde delinmelidir.
The items with offtake without gasket are used for joining the Layflat and Low Density Polyethylene (LDPE) Pipes (Flat Drip Irrigation Pipe) with Flat Drip Irrigation Pipe Ø17 mm & Ø22 mm. For a proper offtake, the pipe should be punched 8 mm.



KOD/CODE	EBAT/SIZE d x d	AMBALAJ ADEDİ PACKING QUANTITY	KOLİ ADEDİ BOX QUANTITY
17122	17 x 17	100	1400
17144	22 x 22	100	600
17155	25 x 25	100	500



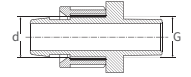
YASSI NİPEL
DRIP TAPE NIPPLE



KOD/CODE	EBAT/SIZE d x G	AMBALAJ ADEDİ PACKING QUANTITY	KOLİ ADEDİ BOX QUANTITY
17221	17 x 1/2"	100	1600
17222	17 x 3/4"	100	1400
17242	22 x 3/4"	100	1000
17252	25 x 3/4"	100	700



YASSI - ERKEK NİPEL
DRIP TAPE - MALE NIPPLE



KOD/CODE	EBAT/SIZE d x d1	AMBALAJ ADEDİ PACKING QUANTITY	KOLİ ADEDİ BOX QUANTITY
17322	17 x 16	100	1400
17344	22 x 20	100	700
17354	25 x 20	100	600



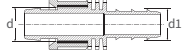
YASSI - DAMLAMA NİPEL
DRIP TAPE - DRIPLINE NIPPLE



KOD/CODE	EBAT/SIZE d x d1	AMBALAJ ADEDİ PACKING QUANTITY	KOLİ ADEDİ BOX QUANTITY
17422	17 x 16	100	1600
17444	22 x 20	100	700
17454	25 x 20	100	600



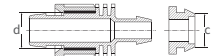
YASSI - KURTAĞZI NİPEL
DRIP TAPE - BARBED NIPPLE



KOD/CODE	EBAT/SIZE d x c	AMBALAJ ADEDİ PACKING QUANTITY	KOLİ ADEDİ BOX QUANTITY
17522	17 x 16	100	1600
17544	22 x 20	100	800



YASSI - GROMMET NİPEL
DRIP TAPE - GROMMET NIPPLE

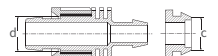


KOD/CODE	EBAT/SIZE d x c	AMBALAJ ADEDİ PACKING QUANTITY	KOLİ ADEDİ BOX QUANTITY
17523	17 x 16	100	1400



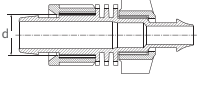
YASSI - GROMMET NİPEL
D.Ç:18mm
DRIP TAPE - GROMMET NIPPLE
DD:18mm

D.Ç: Delme Çapı DD:Drilling Diameter



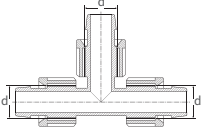
**YASSI
CONTASIZ ÇIKIŞ NİPELİ**

DRIP TAPE
OFFTAKE NIPPLE
WITHOUT GASKET



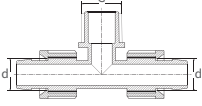
KOD/CODE	EBAT/SIZE d	AMBALAJ ADEDİ PACKING QUANTITY	KOLİ ADEDİ BOX QUANTITY
17562	17	100	1200
17584	22	100	800

YASSI TE
DRIP TAPE TEE



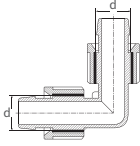
KOD/CODE	EBAT/SIZE d x d x d	AMBALAJ ADEDİ PACKING QUANTITY	KOLİ ADEDİ BOX QUANTITY
17622	17 x 17 x 17	100	800
17655	25 x 25 x 25	50	300

YASSI - ERKEK TE
DRIP TAPE - MALE TEE



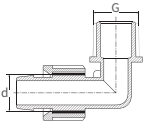
KOD/CODE	EBAT/SIZE d x G x d	AMBALAJ ADEDİ PACKING QUANTITY	KOLİ ADEDİ BOX QUANTITY
17721	17 x 1/2" x 17	100	800
17722	17 x 3/4" x 17	100	800
17723	17 x 1" x 17	100	600
17751	25 x 1/2" x 25	50	400
17752	25 x 3/4" x 25	50	300
17753	25 x 1" x 25	50	300

YASSI DİRSEK
DRIP TAPE ELBOW



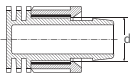
KOD/CODE	EBAT/SIZE d x d	AMBALAJ ADEDİ PACKING QUANTITY	KOLİ ADEDİ BOX QUANTITY
17822	17 x 17	100	1400
17855	25 x 25	100	400

YASSI - ERKEK DİRSEK
DRIP TAPE - MALE ELBOW



KOD/CODE	EBAT/SIZE d x G	AMBALAJ ADEDİ PACKING QUANTITY	KOLİ ADEDİ BOX QUANTITY
17921	17 x 1/2"	100	1600
17922	17 x 3/4"	100	1200
17951	25 x 1/2"	100	600
17952	25 x 3/4"	100	600
17953	25 x 1"	100	500

YASSI KÖR TAPA
DRIP TAPE END CAP

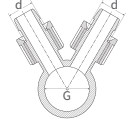


KOD/CODE	EBAT/SIZE d	AMBALAJ ADEDİ PACKING QUANTITY	KOLİ ADEDİ BOX QUANTITY
18022	17	100	2400
18044	22	100	1200
18055	25	100	1000

KOD/CODE	EBAT/SIZE d x G	AMBALAJ ADEDİ PACKING QUANTITY	KOLİ ADEDİ BOX QUANTITY
18122	2 / 17 x 1"	25	550
18124	2 / 22 x 1"	25	350
18125	2 / 25 x 1"	25	300



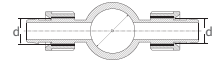
**YASSI DAMLAMA
ÇOKLU DAĞITIM NİPELİ**
DRIP TAPE MULTICOUPLING NIPPLE



KOD/CODE	EBAT/SIZE d x G	AMBALAJ ADEDİ PACKING QUANTITY	KOLİ ADEDİ BOX QUANTITY
18127	2 / 22 x 1"	25	300



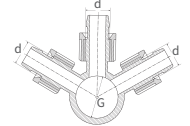
**YASSI DAMLAMA
ÇOKLU DAĞITIM NİPELİ**
DRIP TAPE
MULTICOUPLING NIPPLE



KOD/CODE	EBAT/SIZE d x G	AMBALAJ ADEDİ PACKING QUANTITY	KOLİ ADEDİ BOX QUANTITY
18132	3 / 17 x 1"	25	400
18134	3 / 22 x 1"	25	250
18135	3 / 25 x 1"	25	200



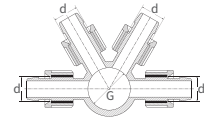
**YASSI DAMLAMA
ÇOKLU DAĞITIM NİPELİ**
DRIP TAPE
MULTICOUPLING NIPPLE



KOD/CODE	EBAT/SIZE d x G	AMBALAJ ADEDİ PACKING QUANTITY	KOLİ ADEDİ BOX QUANTITY
18142	4 / 17 x 1"	25	300
18144	4 / 22 x 1"	25	200
181444	4 / 25 x 1"	25	150



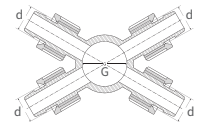
**YASSI DAMLAMA
ÇOKLU DAĞITIM NİPELİ**
DRIP TAPE
MULTICOUPLING NIPPLE



KOD/CODE	EBAT/SIZE d x G	AMBALAJ ADEDİ PACKING QUANTITY	KOLİ ADEDİ BOX QUANTITY
18145	4 x / 17 x 1"	25	350
18147	4 x / 22 x 1"	25	175
18148	4 x / 25 x 1"	25	150



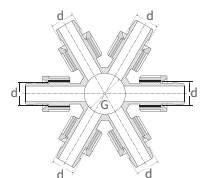
**YASSI DAMLAMA
ÇOKLU DAĞITIM NİPELİ**
DRIP TAPE
MULTICOUPLING NIPPLE



KOD/CODE	EBAT/SIZE d x G	AMBALAJ ADEDİ PACKING QUANTITY	KOLİ ADEDİ BOX QUANTITY
18162	6 / 17 x 1"	25	250
18164	6 / 22 x 1"	25	100
18165	6 / 25 x 1"	25	100



**YASSI DAMLAMA
ÇOKLU DAĞITIM NİPELİ**
DRIP TAPE
MULTICOUPLING NIPPLE



Yassı Damla Sulama Yüzüklü Drip Tape Fittings With Ring

Özellikler Specifications

- + Darbelere karşı dayanıklı, yüksek kaliteli polipropilen hammaddeden üretilmiştir.
It has been produced from high quality polypropylene raw material and it has resistance to impact.
- + Ø17 mm dikişsiz Yassı Damla Sulama Borularında kullanılır.
Used with seamless Ø17 mm Tape Driplines.
- + UV ışınlarını geçirmediği için yosunlanmaya ve bakteri üremesine izin vermez.
They prevent alga and bacteria forming due to UV proof (ultraviolet beam) structure.
- + İç yüzeyleri homojen ve gözeneksizdir.
It has a homogeneous and non-porous inner surface.
- + Suyun kokusunu ve tadını değiştirebilecek zararlı bileşikler içermez.
It does not contain any harmful compounds which can change the taste or the smell of the water.



TS EN ISO 9261

KULLANIM ALANLARI INSTALLATION AREAS



Dikkat Edilmesi Gereken Hususlar

Points to Take Into Consideration

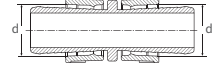
- + Grommet Conta ile çıkış almak için kullanılacak grommet contalı ürün çeşidine göre delik çapı 16 mm olacak şekilde boru delinmelidir.
For a proper offtake with the Grommet Gasket, the pipe should be punched 16 mm according to the Grommet Gasket to be used.



KOD/CODE	EBAT/SIZE d x d	AMBALAJ ADEDİ PACKING QUANTITY	KOLİ ADEDİ BOX QUANTITY
18522	17 x 17	100	2500



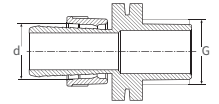
YÜZÜKLÜ YASSI NİPEL
DRIP TAPE (WITH RING) NIPPLE



KOD/CODE	EBAT/SIZE d x G	AMBALAJ ADEDİ PACKING QUANTITY	KOLİ ADEDİ BOX QUANTITY
18621	17 x 1/2"	100	1600
18622	17 x 3/4"	100	1600



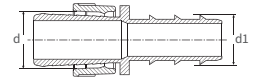
YÜZÜKLÜ YASSI ERKEK NİPEL
DRIP TAPE (WITH RING) MALE NIPPLE



KOD/CODE	EBAT/SIZE d x d1	AMBALAJ ADEDİ PACKING QUANTITY	KOLİ ADEDİ BOX QUANTITY
18822	17 x 16	100	2800



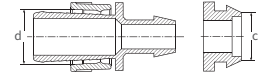
YÜZÜKLÜ YASSI KURTAĞZI NİPEL
DRIP TAPE (WITH RING) BARBED NIPPLE



KOD/CODE	EBAT/SIZE d x c	AMBALAJ ADEDİ PACKING QUANTITY	KOLİ ADEDİ BOX QUANTITY
18922	17 x 16	100	2600



YÜZÜKLÜ YASSI GROMMET NİPEL
DRIP TAPE (WITH RING) GROMMET NIPPLE

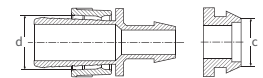


KOD/CODE	EBAT/SIZE d x c	AMBALAJ ADEDİ PACKING QUANTITY	KOLİ ADEDİ BOX QUANTITY
18923	17 x 16	100	2000

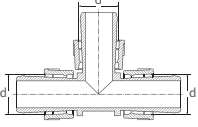


YÜZÜKLÜ YASSI GROMMET NİPEL
D.Ç:18mm
DRIP TAPE (WITH RING) GROMMET NIPPLE - DD:18MM

D.Ç: Delme Çapı DD:Drilling Diameter

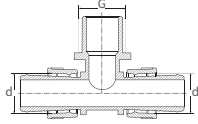


YÜZÜKLÜ YASSI TE
DRIP TAPE (WITH RING) TEE



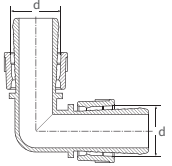
KOD/CODE	EBAT/SIZE d x d x d	AMBALAJ ADEDİ PACKING QUANTITY	KOLİ ADEDİ BOX QUANTITY
19022	17 x 17 x 17	100	1300

YÜZÜKLÜ YASSI ERKEK TE
DRIP TAPE (WITH RING)
MALE TEE



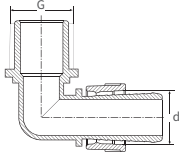
KOD/CODE	EBAT/SIZE d x G x d	AMBALAJ ADEDİ PACKING QUANTITY	KOLİ ADEDİ BOX QUANTITY
19121	17 x 1/2" x 17	100	1200
19122	17 x 3/4" x 17	100	1000
19123	17 x 1" x 17	100	900

YÜZÜKLÜ YASSI DİRSEK
DRIP TAPE (WITH RING) ELBOW



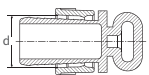
KOD/CODE	EBAT/SIZE d x d	AMBALAJ ADEDİ PACKING QUANTITY	KOLİ ADEDİ BOX QUANTITY
19222	17 x 17	100	1800

YÜZÜKLÜ YASSI ERKEK DİRSEK
DRIP TAPE (WITH RING)
MALE ELBOW



KOD/CODE	EBAT/SIZE d x G	AMBALAJ ADEDİ PACKING QUANTITY	KOLİ ADEDİ BOX QUANTITY
19321	17 x 1/2"	100	1800
19322	17 x 3/4"	100	1400

YÜZÜKLÜ YASSI KÖR TAPA
TAPE (WITH RING) END CAP

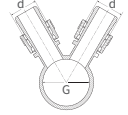


KOD/CODE	EBAT/SIZE d	AMBALAJ ADEDİ PACKING QUANTITY	KOLİ ADEDİ BOX QUANTITY
19422	17	100	4000

KOD/CODE	EBAT/SIZE d x G	AMBALAJ ADEDİ PACKING QUANTITY	KOLİ ADEDİ BOX QUANTITY
19522	2 / 17 x 1"	25	600



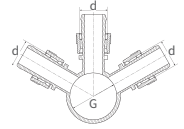
**YÜZÜKLÜ YASSI
ÇOKLU DAĞITIM NİPELİ**
TAPE (WITH RING)
MULTICOUPLING NIPPLE



KOD/CODE	EBAT/SIZE d x G	AMBALAJ ADEDİ PACKING QUANTITY	KOLİ ADEDİ BOX QUANTITY
19532	3 / 17 x 1"	25	500



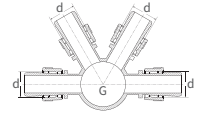
**YÜZÜKLÜ YASSI
ÇOKLU DAĞITIM NİPELİ**
TAPE (WITH RING)
MULTICOUPLING NIPPLE



KOD/CODE	EBAT/SIZE d x G	AMBALAJ ADEDİ PACKING QUANTITY	KOLİ ADEDİ BOX QUANTITY
19542	4 x / 17 x 1"	25	400



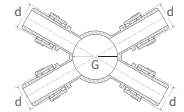
**YÜZÜKLÜ YASSI
ÇOKLU DAĞITIM NİPELİ**
TAPE (WITH RING)
MULTICOUPLING NIPPLE



KOD/CODE	EBAT/SIZE d x G	AMBALAJ ADEDİ PACKING QUANTITY	KOLİ ADEDİ BOX QUANTITY
19545	4 x / 17 x 1"	25	375



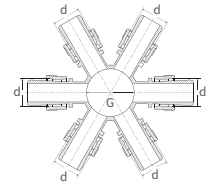
**YÜZÜKLÜ YASSI
ÇOKLU DAĞITIM NİPELİ**
TAPE (WITH RING)
MULTICOUPLING NIPPLE



KOD/CODE	EBAT/SIZE d x G	AMBALAJ ADEDİ PACKING QUANTITY	KOLİ ADEDİ BOX QUANTITY
19562	6 / 17 x 1"	25	275



**YÜZÜKLÜ YASSI
ÇOKLU DAĞITIM NİPELİ**
TAPE (WITH RING)
MULTICOUPLING NIPPLE



Minisprinkler ve Ek Parçaları

Minisprinklers & Fittings

Özellikler

Specifications

- + Mikrofittingler ile birlikte Ø7 mm Spagetti Borularda ve Ø16 mm, Ø20 mm, Ø25 mm ve Ø32 mm Alçak Yoğunluklu Polietilen (AYPE) Borularda (Düz Damla Sulama Borusu) kullanılır.**
Minisprinklers are used in Ø16 mm, Ø20 mm, Ø25 mm and Ø32 mm Low Density Polyethylene Pipes (LDPE) (Flat Drip Irrigation Pipe) and Ø7 mm Spaghetti Tube together with Microfittings.
- + Minisprinklerin rotorları toz, böcek vb. girmesini önleyecek şekilde tasarlanmıştır.**
Rotors of Minisprinklers are designed to prevent the entry of dust and insects, etc.
- + Alan sulamalarında kullanılabilecek, maksimum verim sağlayan en ideal üründür.**
It is the most ideal product to be used in irrigation, and provides maximum efficiency.
- + Bitkinin büyümesi için gerekli suyun doğrudan bitki köklerine ulaşmasını sağlar.**
Rotating Minisprinklers provide necessary irrigation directly to the roots of a plant.
- + Soğuk hava şartlarına karşı etkin koruma sağlar.**
It provides effective protection against cold weather conditions.

GARANTİ VERİLEN BASINÇ DEĞERİ : PN 2
GUARANTEED PRESSURE VALUE : PN 2

KULLANIM ALANLARI
INSTALLATION AREAS



Dikkat Edilmesi Gereken Hususlar

Points to Take Into Consideration

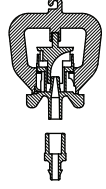
- + Ø7 mm Kurtağzı ucu Alçak Yoğunluklu Polietilen (AYPE) boruya takmak için boru Ø3 mm delinmelidir.**
For the installation of the Ø7 mm barbed end to the Low Density Polyethylene Pipe (LDPE), the pipe should be punched Ø3 mm.
- + Henüz fidan halinde olan bitkiler için tırnaklı rotor tipi Minisprinklerin kullanılması daha verimli olacaktır. Büyüyen fidanlarda ise geniş alan sulaması gerektirdiği için rotor üzerinde bulunan tırnak kesilerek kullanılır.**
Using Rotating Minisprinklers with the deflector on the rotor will be more efficient for young plants. Bigger plants need a wide scaled irrigation, therefore Minisprinklers are used by fracturing the deflectors on the rotor.



KOD/CODE	NOZUL RENGİ NOZZLE COLOR	BOŞALTIM DEĞERİ PRECIPITATION (Lt/h)	SULAMA ÇAPI IRRIGATION DIAMETTER (m)		AMBALAJ ADEDİ PACKING QUANTITY	KOLİ ADEDİ BOX QUANTITY
			TIRNAKSİZ WITHOUT THE DEFLECTOR	TIRNAKLI WITH THE DEFLECTOR		
22080	● AÇIK YEŞİL	80	6.0	1.0	25	2000
22100	● AÇIK MAVİ	100	6.0	1.0	25	2000
22120	● KIRMIZI	120	6.5	1.0	25	2000
22140	● PEMBE	140	7.0	1.0	25	2000
22160	● KAHVERENGİ	160	7.0	1.0	25	2000
22180	● TURUNCU	180	7.5	1.0	25	2000
22200	● SARI	200	7.5	1.0	25	2000
22265	○ BEYAZ	265	7.5	1.0	25	2000
22320	● YEŞİL	320	8.0	1.0	25	2000
22360	● MOR	360	8.0	1.0	25	2000
22400	● MAVİ	400	8.0	1.0	25	2000



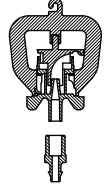
MİNİSPRİNKLER UZUN MESAFE MINISPRINKLERS LONG DISTANCE



KOD CODE	NOZUL RENGİ NOZZLE COLOR	BOŞALTIM DEĞERİ PRECIPITATION (Lt/h)	SULAMA ÇAPI IRRIGATION DIAMETTER (m)		AMBALAJ ADEDİ PACKING QUANTITY	KOLİ ADEDİ BOX QUANTITY
			TIRNAKSİZ WITHOUT THE DEFLECTOR	TIRNAKLI WITH THE DEFLECTOR		
23075	● SİYAH	75	5.5	1.0	25	2000
23080	● AÇIK YEŞİL	80	6.0	1.0	25	2000
23100	● AÇIK MAVİ	100	6.0	1.0	25	2000
23120	● KIRMIZI	120	7.0	1.0	25	2000
23140	● PEMBE	140	7.0	1.0	25	2000
23160	● KAHVERENGİ	160	7.0	1.0	25	2000
23180	● TURUNCU	180	8.0	1.0	25	2000
23200	● SARI	200	8.0	1.0	25	2000



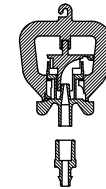
MİNİSPRİNKLER TIRNAKLI UZUN MESAFE MINISPRINKLERS LONG DISTANCE WITH DEFLECTOR



KOD CODE	NOZUL RENGİ NOZZLE COLOR	BOŞALTIM DEĞERİ PRECIPITATION (Lt/h)	SULAMA ÇAPI IRRIGATION DIAMETTER (m)		AMBALAJ ADEDİ PACKING QUANTITY	KOLİ ADEDİ BOX QUANTITY
			TIRNAKSİZ WITHOUT THE DEFLECTOR	TIRNAKLI WITH THE DEFLECTOR		
24060	● GRİ	60	3.5	1.0	25	2000
24075	● SİYAH	75	3.5	1.0	25	2000
24080	● AÇIK YEŞİL	80	3.5	1.0	25	2000
24100	● AÇIK MAVİ	100	4.0	1.0	25	2000
24120	● KIRMIZI	120	4.0	1.0	25	2000
24140	● PEMBE	140	4.0	1.0	25	2000
24160	● KAHVERENGİ	160	4.0	1.0	25	2000
24400	● MAVİ	400	4.0	1.0	25	2000



MİNİSPRİNKLER TIRNAKLI KISA MESAFE MINISPRINKLERS SHORT DISTANCE WITH DEFLECTOR



Minisprinklerin Sulama Çapı değerleri, Poelsan Minisprink Montajlı Takımı kullanılarak 20 cm yükseklikte ve 2 bar basınçta ölçülen değerlerdir.
Irrigation diameter values of Minisprinklers, by using Poelsan Minisprinkler Set is values measured PN 2 pressure and 20 cm height.

**MİNİSPRİNKLER
MONTAJLI TAKIM
UZUN MESAFE**
MINISPRINKLER
SET LONG DISTANCE



KOD/CODE	NOZUL RENGİ NOZZLE COLOR	BOŞALTIM DEĞERİ PRECIPITATION (Lt/h)	SULAMA ÇAPI IRRIGATION DIAMETER (m)		AMBALAJ ADEDİ PACKING QUANTITY	KOLİ ADEDİ BOX QUANTITY
25080	● AÇIK YEŞİL	80	6.0		25	175
25100	● AÇIK MAVİ	100	6.0		25	175
25120	● KIRMIZI	120	6.5		25	175
25140	● PEMBE	140	7.0		25	175
25160	● KAHVERENGİ	160	7.0		25	175
25180	● TURUNCU	180	7.5		25	175
25200	● SARI	200	7.5		25	175
25265	○ BEYAZ	265	7.5		25	175
25320	● YEŞİL	320	8.0		25	175
25360	● MOR	360	8.0		25	175
25400	● MAVİ	400	8.0		25	175

**MİNİSPRİNKLER
MONTAJLI TAKIM
TIRNAKLI
UZUN MESAFE**
MINISPRINKLER SET
LONG DISTANCE
WITH DEFLECTOR



KOD CODE	NOZUL RENGİ NOZZLE COLOR	BOŞALTIM DEĞERİ PRECIPITATION (Lt/h)	SULAMA ÇAPI IRRIGATION DIAMETER (m)		AMBALAJ ADEDİ PACKING QUANTITY	KOLİ ADEDİ BOX QUANTITY
			TIRNAKSIZ WITHOUT THE DEFLECTOR	TIRNAKLI WITH THE DEFLECTOR		
26075	● SİYAH	75	5.5	1.0	25	175
26080	● AÇIK YEŞİL	80	6.0	1.0	25	175
26100	● AÇIK MAVİ	100	6.0	1.0	25	175
26120	● KIRMIZI	120	7.0	1.0	25	175
26140	● PEMBE	140	7.0	1.0	25	175
26160	● KAHVERENGİ	160	7.0	1.0	25	175
26180	● TURUNCU	180	8.0	1.0	25	175
26200	● SARI	200	8.0	1.0	25	175

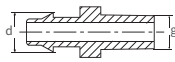
**MİNİSPRİNKLER
MONTAJLI TAKIM
TIRNAKLI
KISA MESAFE**
MINISPRINKLER SET
SHORT DISTANCE
WITH DEFLECTOR



KOD CODE	NOZUL RENGİ NOZZLE COLOR	BOŞALTIM DEĞERİ PRECIPITATION (Lt/h)	SULAMA ÇAPI IRRIGATION DIAMETER (m)		AMBALAJ ADEDİ PACKING QUANTITY	KOLİ ADEDİ BOX QUANTITY
			TIRNAKSIZ WITHOUT THE DEFLECTOR	TIRNAKLI WITH THE DEFLECTOR		
27060	● GRİ	60	3.5	1.0	25	175
27075	● SİYAH	75	3.5	1.0	25	175
27080	● AÇIK YEŞİL	80	3.5	1.0	25	175
27100	● AÇIK MAVİ	100	4.0	1.0	25	175
27120	● KIRMIZI	120	4.0	1.0	25	175
27140	● PEMBE	140	4.0	1.0	25	175
27160	● KAHVERENGİ	160	4.0	1.0	25	175
27400	● MAVİ	400	4.0	1.0	25	175

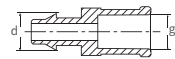
**Minisprink, Spagetti Boru (90 cm), Kurtağzı Erkek Nipel (1 adet)
Kurtağzı Dişi Nipel (2 adet), Kazık (1adet)**
Minisprinkler, Spaghetti Tube (90 cm), Barbed Male Nipple (1 piece)
Barbed Female Nipple (2 pieces), Spike (1 piece)

**KURTAĞZI
ERKEK NİPEL**
BARBED
MALE NIPPLE




KOD/CODE	EBAT/SIZE d x g	AMBALAJ ADEDİ PACKING QUANTITY	KOLİ ADEDİ BOX QUANTITY
31076	Ø7 x Ø6	1000	36000

**KURTAĞZI
DİŞİ NİPEL**
BARBED
FEMALE NIPPLE



KOD/CODE	EBAT/SIZE d x g	AMBALAJ ADEDİ PACKING QUANTITY	KOLİ ADEDİ BOX QUANTITY
32076	Ø7 x Ø6	1000	32000

KOD/CODE	EBAT/SIZE d x d	AMBALAJ ADEDİ PACKING QUANTITY	KOLİ ADEDİ BOX QUANTITY
33077	Ø7 x Ø7	1000	36000



KURTAĞZI NİPEL
BARBED NIPPLE

KOD/CODE	EBAT/SIZE d	AMBALAJ ADEDİ PACKING QUANTITY	KOLİ ADEDİ BOX QUANTITY
34070	Ø7	1000	60000




KURTAĞZI KÖR TAPA
BARBED END CAP

KOD/CODE	EBAT/SIZE	AMBALAJ ADEDİ PACKING QUANTITY	KOLİ ADEDİ BOX QUANTITY
30000	-	1000	30000



GÖVDE KORUYUCU
BODY PROTECTOR

KOD/CODE	EBAT/SIZE cm	AMBALAJ ADEDİ PACKING QUANTITY	KOLİ ADEDİ BOX QUANTITY
30350	35	25	400
30750	75	25	150



MİNİSPİNK KAZIĞI
MINISPRINK SPIKE

KOD/CODE	EBAT/SIZE mm	AMBALAJ ADEDİ PACKING QUANTITY	KOLİ ADEDİ BOX QUANTITY
30807	8 x 7	100	1800
30811	8 x 11	100	2000



KAZIK BAŞLIĞI
ROD ADAPTOR

KOD/CODE	EBAT/SIZE cm	AMBALAJ ADEDİ PACKING QUANTITY	KOLİ ADEDİ BOX QUANTITY
21907	90	25	200



MONTAJLI PVC SPAGETTİ BORU
ASSEMBLED PVC SPAGETTI TUBE

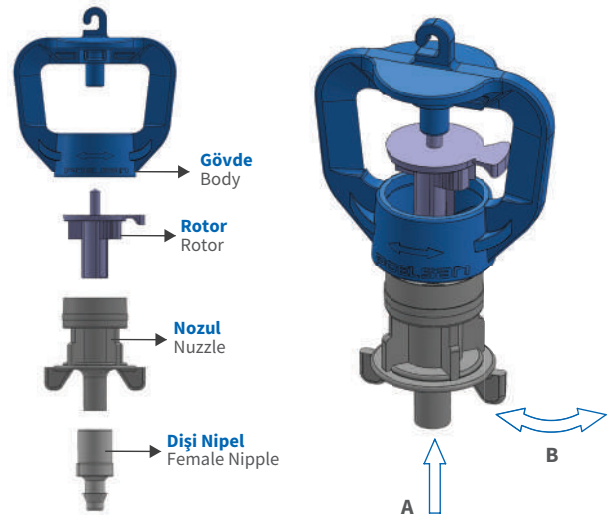
KOD/CODE	DIŞ ÇAP EXTERNAL DIAMETER (mm)	İÇ ÇAP INNER DIAMETER (mm)	ET KALINLIĞI WALL THICKNESS (mm)	AMBALAJ M / RULO PACKING M / COIL
21707	7	4.5	1.25	100



SPAGETTİ BORU
SPAGHETTI TUBE

Minisprinkler Montaj Yöntemi Minisprinklers Installation Method

- + **Gövde federleri, nozul federleri ile paralel olacak şekilde A yönünde montajı yapılmalıdır.**
It is assembled in the direction of A with the body tie pieces, and nozzle tie pieces parallel.
- + **B yönünde gövde federleri ve nozul federleri 90° olacak şekilde çevrilerek demontajı yapılmalıdır.**
It is disassembled by turning the body tie pieces, and nozzle tie pieces 90 degrees in the direction of B.



Hat Üstü Damlatıcı

On - Line Dripper

Özellikler

Specifications

- + **Kullanım alanlarında montaj kolaylığı sağlar.**
On - Line Drippers provide easy installation.
- + **Ø16 mm, Ø20 mm, Ø25 mm ve Ø32 mm Alçak Yoğunluklu Polietilen (AYPE) Borularda (Düz Damla Sulama Boruları) kullanılır.**
On - Line Drippers are used in Ø16 mm, Ø20 mm, Ø25 mm and Ø32 mm Low Density Polyethylene Pipe (LDPE) (Flat Drip Irrigation Pipe).
- + **Mikrofittingler ile birlikte Ø7 mm Spagetti borularda kullanılır.**
On - Line Drippers are used in Ø7 mm Spaghetti Tube together with Microfittings.
- + **Damlatıcının kapağı kolay sökülüp takılabilir şekilde olması damlatıcının temizlenmesi işlemini kolaylaştırır.**
The simple demountable cover of dripper facilitates the cleaning process.

Dikkat Edilmesi Gereken Hususlar

Points to Take Into Consideration

- + **Hat Üstü Damlatıcı, boru üzerine delme aparatı ile çapı 3 mm olacak şekilde delik delinerek kolayca takılır.**
On - Line Drippers are easily inserted by punching a 3 mm hole on the pipe.
- + **Sistemde kullanılacak filtrenin minimum süzme kapasitesi 125 mikron olmalıdır.**
The minimum filtration capacity of the filter used in the system shall be 125 microns.



KULLANIM ALANLARI

INSTALLATION AREAS

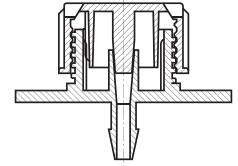


KOD/CODE	TİP/TYPE (lt / h)	AMBALAJ ADEDİ PACKING QUANTITY	KOLİ ADEDİ BOX QUANTITY
40070	0-70	100	8000

KLİK CLICK	BOŞALTIM DEĞERİ / DISCHARGE (lt / h)					
	0.5 BAR	1.0 BAR	1.5 BAR	2.0 BAR	2.5 BAR	3.0 BAR
2	4.0	9.8	12.2	15.2	17.3	20.2
8	9.9	15.7	22.8	26.4	27.9	33.0
12	18.7	30.0	38.9	45.1	49.7	57.0
16 1 Tam tur Full round	25.4	38.9	53.1	60.4	68.1	75.7
20	29.6	45.0	61.8	69.7	78.9	88.4
24	33.9	52.4	71.2	78.0	90.5	101.0



**DEBİ AYARLI
HAT ÜSTÜ DAMLATICI**
FLOW ADJUSTABLE
ON - LINE DRIPPERS

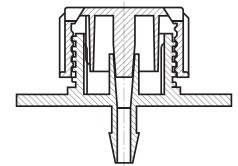


KOD/CODE	TİP/TYPE (lt / h)	AMBALAJ ADEDİ PACKING QUANTITY	KOLİ ADEDİ BOX QUANTITY
40100	0-100	100	8000

KLİK CLICK	BOŞALTIM DEĞERİ / DISCHARGE (lt / h)					
	0.5 BAR	1.0 BAR	1.5 BAR	2.0 BAR	2.5 BAR	3.0 BAR
2	0.3	0.4	0.5	0.6	0.8	1.0
8	9.6	15.2	19.0	21.8	25.4	30.1
12	13.7	22.3	28.3	33.6	37.9	42.6
16 1 Tam tur Full round	31.0	48.2	62.5	72.3	79.6	84.7
20	56.2	84.9	110.9	125.7	137.7	146.0
24	81.7	116.5	147.6	172.5	187.8	206.3
28	84.8	122.9	153.4	179.0	202.4	216.4
32	86.0	125.3	154.1	179.4	202.9	217.3



**DEBİ AYARLI
HAT ÜSTÜ DAMLATICI**
FLOW ADJUSTABLE
ON - LINE DRIPPERS



Özel Üretim Rural Ek Parçalar Special Production Rural Fittings

Özellikler Specifications


- + Darbelere karşı dayanıklı, yüksek kaliteli polipropilen hammaddeden üretilmiştir.
It has been produced from high quality polypropylene raw material and it has resistance to impact.
- + UV ışınlarını geçirmediği için yosunlanmaya ve bakteri üremesine izin vermez.
They prevent alga and bacteria forming due to UV proof (ultraviolet beam) structure.
- + O-ringi kauçuktan üretilmekte olup yüksek basınç altında sızdırmazlık sağlar.
O-rings are made of rubber and provide leakproofness under high pressure.
- + İç yüzeyleri homojen ve gözeneksizdir.
It has a homogeneous and non-porous inner surface.
- + Suyun kokusunu ve tadını değiştirebilecek zararlı bileşikler içermez.
It does not contain any harmful compounds which can change the taste or the smell of the water.

GARANTİ VERİLEN BASINÇ DEĞERİ : PN 10

GUARANTEED PRESSURE VALUE : PN 10

KULLANIM ALANLARI

INSTALLATION AREAS



Dikkat Edilmesi Gereken Hususlar

Points to Take Into Consideration

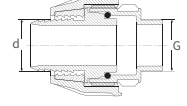
- + Rural borular, ingiliz birim sistemine (inç) göre üretilmiştir. Ölçü farklılığı sebebiyle Rural Ek Parçaların metrik sisteme (mm) göre üretilen borularda kullanımı uygun değildir.
Rural pipes are produced with British unit of measure (inch), it is not appropriate to use Rural Fittings with the pipes produced with metric system, because of measure difference.
- + İç tutucu gövde içerisine montajlanırken o-ringin yerinde olmasına dikkat edilmelidir.
While assembling the inner holder inside the body, it should be paid attention that the o-ring is in the right place.
- + Boru uçları düz kesilmelidir.
Pipe ends should be cut straightly.



KOD/CODE	EBAT/SIZE d x G	BASINÇ DEĞERİ / PN PRESSURE VALUE	AMBALAJ ADEDİ PACKING QUANTITY	KOLİ ADEDİ BOX QUANTITY
20011	20 (3/4") x 1/2"	10	50	500
20012	20 (3/4") x 3/4"	10	50	500
20021	25 (1") x 1/2"	10	25	350
20022	25 (1") x 3/4"	10	25	350
20023	25 (1") x 1"	10	25	350
20031	32 (1 1/4") x 1/2"	10	25	225
20032	32 (1 1/4") x 3/4"	10	25	200
20033	32 (1 1/4") x 1"	10	25	200
20034	32 (1 1/4") x 1 1/4"	10	25	200
20043	40 (1 1/2") x 1"	10	15	120
20044	40 (1 1/2") x 1 1/4"	10	15	120
20045	40 (1 1/2") x 1 1/2"	10	15	120
20054	50 (2") x 1 1/4"	10	10	80
20055	50 (2") x 1 1/2"	10	10	70
20056	50 (2") x 2"	10	10	80



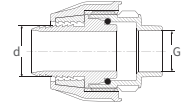
ERKEK ADAPTÖR
MALE ADAPTOR



KOD/CODE	EBAT/SIZE d x G	BASINÇ DEĞERİ / PN PRESSURE VALUE	AMBALAJ ADEDİ PACKING QUANTITY	KOLİ ADEDİ BOX QUANTITY
20111	20 (3/4") x 1/2"	10	50	500
20112	20 (3/4") x 3/4"	10	50	500
20121	25 (1") x 1/2"	10	25	350
20122	25 (1") x 3/4"	10	25	350
20123	25 (1") x 1"	10	25	300
20132	32 (1 1/4") x 3/4"	10	25	225
20133	32 (1 1/4") x 1"	10	25	225
20134	32 (1 1/4") x 1 1/4"	10	25	150
20143	40 (1 1/2") x 1"	10	15	90
20144	40 (1 1/2") x 1 1/4"	10	15	90
20145	40 (1 1/2") x 1 1/2"	10	15	105
20154	50 (2") x 1 1/4"	10	10	80
20155	50 (2") x 1 1/2"	10	10	80
20156	50 (2") x 2"	10	10	70



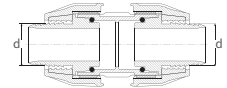
Dişi ADAPTÖR
FEMALE ADAPTOR



KOD/CODE	EBAT/SIZE d x d	BASINÇ DEĞERİ / PN PRESSURE VALUE	AMBALAJ ADEDİ PACKING QUANTITY	KOLİ ADEDİ BOX QUANTITY
20211	20 (3/4") x 20 (3/4")	10	25	300
20222	25 (1") x 25 (1")	10	25	200
20233	32 (1 1/4") x 32 (1 1/4")	10	10	120
20244	40 (1 1/2") x 40 (1 1/2")	10	10	60
20255	50 (2") x 50 (2")	10	6	36



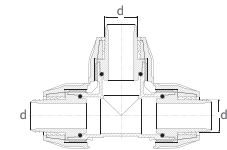
MANŞON
COUPLING



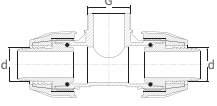
KOD/CODE	EBAT/SIZE d x d x d	BASINÇ DEĞERİ / PN PRESSURE VALUE	AMBALAJ ADEDİ PACKING QUANTITY	KOLİ ADEDİ BOX QUANTITY
20511	20 (3/4") x 20 (3/4") x 20 (3/4")	10	15	180
20522	25 (1") x 25 (1") x 25 (1")	10	10	120
20533	32 (1 1/4") x 32 (1 1/4") x 32 (1 1/4")	10	5	75
20544	40 (1 1/2") x 40 (1 1/2") x 40 (1 1/2")	10	5	40
20555	50 (2") x 50 (2") x 50 (2")	10	4	28



TE
TEE

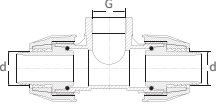


ERKEK TE
MALE TEE



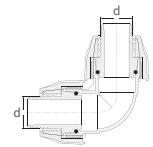
KOD/CODE	EBAT/SIZE d x G x d	BASINÇ DEĞERİ / PN PRESSURE VALUE	AMBALAJ ADEDİ PACKING QUANTITY	KOLİ ADEDİ BOX QUANTITY
20611	20 (3/4") x 1/2" x 20 (3/4")	10	15	210
20612	20 (3/4") x 3/4" x 20 (3/4")	10	15	240
20621	25 (1") x 1/2" x 25 (1")	10	10	160
20622	25 (1") x 3/4" x 25 (1")	10	10	160
20623	25 (1") x 1" x 25 (1")	10	10	140
20624	25 (1") x 1 1/4" x 25 (1")	10	10	120
20632	32 (1 1/4") x 3/4" x 32 (1 1/4")	10	10	90
20633	32 (1 1/4") x 1" x 32 (1 1/4")	10	10	90
20634	32 (1 1/4") x 1 1/4" x 32 (1 1/4")	10	10	90
20643	40 (1 1/2") x 1" x 40 (1 1/2")	10	5	55
20644	40 (1 1/2") x 1 1/4" x 40 (1 1/2")	10	5	50
20645	40 (1 1/2") x 1 1/2" x 40 (1 1/2")	10	5	50
20653	50 (2") x 1" x 50 (2")	10	4	36
20654	50 (2") x 1 1/4" x 50 (2")	10	4	36
20655	50 (2") x 1 1/2" x 50 (2")	10	4	36
20656	50 (2") x 2" x 50 (2")	10	4	32

DİŞİ TE
FEMALE TEE



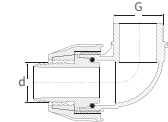
KOD/CODE	EBAT/SIZE d x G x d	BASINÇ DEĞERİ / PN PRESSURE VALUE	AMBALAJ ADEDİ PACKING QUANTITY	KOLİ ADEDİ BOX QUANTITY
20711	20 (3/4") x 1/2" x 20 (3/4")	10	15	210
20712	20 (3/4") x 3/4" x 20 (3/4")	10	15	225
20721	25 (1") x 1/2" x 25 (1")	10	10	180
20722	25 (1") x 3/4" x 25 (1")	10	10	160
20723	25 (1") x 1" x 25 (1")	10	10	140
20731	32 (1 1/4") x 1/2" x 32 (1 1/4")	10	10	90
20732	32 (1 1/4") x 3/4" x 32 (1 1/4")	10	10	90
20733	32 (1 1/4") x 1" x 32 (1 1/4")	10	10	90
20734	32 (1 1/4") x 1 1/4" x 32 (1 1/4")	10	10	80
20742	40 (1 1/2") x 3/4" x 40 (1 1/2")	10	5	60
20743	40 (1 1/2") x 1" x 40 (1 1/2")	10	5	55
20744	40 (1 1/2") x 1 1/4" x 40 (1 1/2")	10	5	50
20745	40 (1 1/2") x 1 1/2" x 40 (1 1/2")	10	5	45
20755	50 (2") x 1 1/2" x 50 (2")	10	4	32
20756	50 (2") x 2" x 50 (2")	10	4	28

DİRSEK
ELBOW



KOD/CODE	EBAT/SIZE d x d	BASINÇ DEĞERİ / PN PRESSURE VALUE	AMBALAJ ADEDİ PACKING QUANTITY	KOLİ ADEDİ BOX QUANTITY
21011	20 (3/4") x 20 (3/4")	10	25	300
21022	25 (1") x 25 (1")	10	15	180
21033	32 (1 1/4") x 32 (1 1/4")	10	10	110
21044	40 (1 1/2") x 40 (1 1/2")	10	5	60
21055	50 (2") x 50 (2")	10	4	40

ERKEK DİRSEK
MALE ELBOW

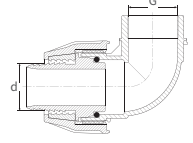


KOD/CODE	EBAT/SIZE d x G	BASINÇ DEĞERİ / PN PRESSURE VALUE	AMBALAJ ADEDİ PACKING QUANTITY	KOLİ ADEDİ BOX QUANTITY
21111	20 (3/4") x 1/2"	10	25	450
21112	20 (3/4") x 3/4"	10	25	400
21121	25 (1") x 1/2"	10	15	300
21122	25 (1") x 3/4"	10	15	300
21123	25 (1") x 1"	10	15	270
21132	32 (1 1/4") x 3/4"	10	10	180
21133	32 (1 1/4") x 1"	10	10	180
21134	32 (1 1/4") x 1 1/4"	10	10	150
21143	40 (1 1/2") x 1"	10	5	110
21144	40 (1 1/2") x 1 1/4"	10	5	110
21145	40 (1 1/2") x 1 1/2"	10	5	90
21155	50 (2") x 1 1/2"	10	4	64
21156	50 (2") x 2"	10	4	56

KOD/CODE	EBAT/SIZE d x G	BASINÇ DEĞERİ / PN PRESSURE VALUE	AMBALAJ ADEDİ PACKING QUANTITY	KOLİ ADEDİ BOX QUANTITY
21211	20 (3/4") x 1/2"	10	25	500
21212	20 (3/4") x 3/4"	10	25	400
21221	25 (1") x 1/2"	10	15	330
21222	25 (1") x 3/4"	10	15	300
21223	25 (1") x 1"	10	15	240
21232	32 (1 1/4") x 3/4"	10	10	180
21233	32 (1 1/4") x 1"	10	10	170
21234	32 (1 1/4") x 1 1/4"	10	10	140
21243	40 (1 1/2") x 1"	10	5	110
21244	40 (1 1/2") x 1 1/4"	10	5	100
21245	40 (1 1/2") x 1 1/2"	10	5	70
21254	50 (2") x 1 1/4"	10	4	64
21255	50 (2") x 1 1/2"	10	4	60
21256	50 (2") x 2"	10	4	52



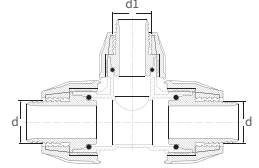
DIŞİ DİRSEK
FEMALE ELBOW



KOD/CODE	EBAT/SIZE d x d1 x d	BASINÇ DEĞERİ / PN PRESSURE VALUE	AMBALAJ ADEDİ PACKING QUANTITY	KOLİ ADEDİ BOX QUANTITY
21312	20 (3/4") x 25 (1") x 20 (3/4")	10	10	160
21321	25 (1") x 20 (3/4") x 25 (1")	10	10	140
21323	25 (1") x 32 (1 1/4") x 25 (1")	10	10	90
21331	32 (1 1/4") x 20 (3/4") x 32 (1 1/4")	10	5	90
21332	32 (1 1/4") x 25 (1") x 32 (1 1/4")	10	5	80
21342	40 (1 1/2") x 25 (1") x 40 (1 1/2")	10	5	55
21343	40 (1 1/2") x 32 (1 1/4") x 40 (1 1/2")	10	5	45
21352	50 (2") x 25 (1") x 50 (2")	10	4	28
21353	50 (2") x 32 (1 1/4") x 50 (2")	10	4	28
21354	50 (2") x 40 (1 1/2") x 50 (2")	10	4	28



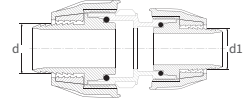
REDÜKSİYON TE
REDUCING TEE



KOD/CODE	EBAT/SIZE d x d1	BASINÇ DEĞERİ / PN PRESSURE VALUE	AMBALAJ ADEDİ PACKING QUANTITY	KOLİ ADEDİ BOX QUANTITY
21421	25 (1") x 20 (3/4")	10	25	250
21431	32 (1 1/4") x 20 (3/4")	10	10	180
21432	32 (1 1/4") x 25 (1")	10	10	150
21441	40 (1 1/2") x 20 (3/4")	10	10	110
21442	40 (1 1/2") x 25 (1")	10	10	100
21443	40 (1 1/2") x 32 (1 1/4")	10	10	90
21452	50 (2") x 25 (1")	10	6	72
21453	50 (2") x 32 (1 1/4")	10	6	60
21454	50 (2") x 40 (1 1/2")	10	6	54



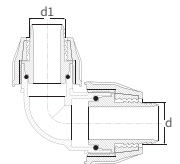
**REDÜKSİYON
MANŞON**
REDUCING
COUPLING



KOD/CODE	EBAT/SIZE d x d1	BASINÇ DEĞERİ / PN PRESSURE VALUE	AMBALAJ ADEDİ PACKING QUANTITY	KOLİ ADEDİ BOX QUANTITY
21621	25 (1") x 20 (3/4")	10	15	210
21632	32 (1 1/4") x 25 (1")	10	10	140
21643	40 (1 1/2") x 32 (1 1/4")	10	5	80
21654	50 (2") x 40 (1 1/2")	10	4	48



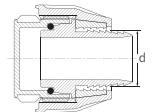
**REDÜKSİYON
DİRSEK**
REDUCING ELBOW



KOD/CODE	EBAT/SIZE d	BASINÇ DEĞERİ / PN PRESSURE VALUE	AMBALAJ ADEDİ PACKING QUANTITY	KOLİ ADEDİ BOX QUANTITY
21511	20 (3/4")	10	50	650
21522	25 (1")	10	25	400
21533	32 (1 1/4")	10	25	225
21544	40 (1 1/2")	10	15	150
21555	50 (2")	10	12	84



KÖR TAPA
END CAP



Özel Üretim

Rural Küresel Vana

Special Production

Rural Ball Valves

Özellikler

Specifications

- + Darbelere karşı dayanıklı, yüksek kaliteli polipropilen hammaddeden üretilmiştir.**
It has been produced from high quality polypropylene raw material and it has resistance to impact.
- + Vananın her iki yönünden de akış sağlamak mümkündür.**
It is possible to provide bidirectional flow in the valve.
- + Akışkan geçişinde basınç ve debi kaybına sebep olmaz.**
They do not cause any pressure or flow loss during fluid pass.
- + Sisteminizde kolay montaj imkânı sağlar.**
They supply easy installation in your system.
- + O-ring kauçuktan üretilmekte olup yüksek basınç altında sızdırmazlık sağlar.**
O-rings are made of rubber and provide leakproofness under high pressure.
- + Suyun kokusunu ve tadını değiştirebilecek zararlı bileşikler içermez.**
It does not contain any harmful compounds which can change the taste or the smell of the water.

GARANTİ VERİLEN BASINÇ DEĞERİ : PN 10

GUARANTEED PRESSURE VALUE : PN 10

KULLANIM ALANLARI

INSTALLATION AREAS



Dikkat Edilmesi

Gereken Hususlar

Points to Take Into Consideration

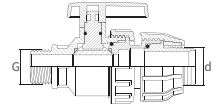
- + Kullanılacak sistemde filtre kullanılmalıdır.**
The filter should be used in the system.
- + Filtre kullanılmayan durumlarda vana içerisindeki parçalar zarar görebilir, çalışma ömrü kısalmır.**When the filter is not used, the parts inside the valve may be damaged, and the working life will be shortened.
- + Vanalar sökülüp takılabilen parçalardan meydana gelmektedir. Sökülen parçaların tekrar yerine doğru montajı yapılmalıdır.**
Valves consist of parts that can be disassembled, and assembled. The dismantled parts must be assembled correctly.
- + Dişli kısımların montajında teflon vb. sızdırmazlık elemanı kullanılmalıdır.**
Sealing elements such as Teflon etc. should be used in the assembly of the threaded parts.
- + Küresel vanalar su dışındaki akışkanlar için kullanıma uygun değildir.**
Ball valves are not suitable for fluids other than water.
- + Rural borular, ingiliz birim sistemine (inç) göre üretilmiştir. Ölçü farklılığı sebebiyle Rural Ek Parçaların metrik sisteme (mm) göre üretilen borularda kullanımı uygun değildir.**
Rural pipes are produced according to the British unit system (inch). Rural Fittings are not suitable for the pipes produced according to the metric system (mm) due to the difference in size.
- + İç tutucu gövde içerisine montajlanırken o-ringin yerinde olmasına dikkat edilmelidir.**
While assembling the inner holder inside the body, it should be paid attention that the o-ring is in the right place.
- + Boru uçları düz kesilmelidir.**
Pipe ends should be cut straightly.



KOD/CODE	EBAT/SIZE G x d	BASINÇ DEĞERİ / PN PRESSURE VALUE	AMBALAJ ADEDİ PACKING QUANTITY	KOLİ ADEDİ BOX QUANTITY
99634	1" x 40 (1 1/2")	10	4	48
99644	1 1/4" x 40 (1 1/2")	10	4	48
99645	1 1/4" x 50 (2")	10	2	28
99655	1 1/2" x 50 (2")	10	2	26



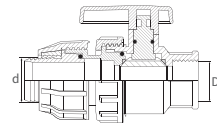
**RURAL KÜRESEL VANA
ERKEK - KABLİN**
RURAL BALL VALVE
MALE - COUPLING



KOD/CODE	EBAT/SIZE d x D	BASINÇ DEĞERİ / PN PRESSURE VALUE	AMBALAJ ADEDİ PACKING QUANTITY	KOLİ ADEDİ BOX QUANTITY
99732	32 (1 1/4") x 3/4"	10	4	100
99733	32 (1 1/4") x 1"	10	4	96
99743	40 (1 1/2") x 1"	10	4	48
99744	40 (1 1/2") x 1 1/4"	10	4	48
99754	50 (2") x 1 1/4"	10	2	32
99755	50 (2") x 1 1/2"	10	2	32



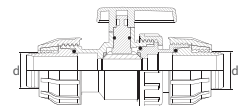
**RURAL KÜRESEL VANA
KABLİN - DIŞI**
RURAL BALL VALVE
COUPLING - FEMALE



KOD/CODE	EBAT/SIZE d x d	BASINÇ DEĞERİ / PN PRESSURE VALUE	AMBALAJ ADEDİ PACKING QUANTITY	KOLİ ADEDİ BOX QUANTITY
99844	40 (1 1/2") x 40 (1 1/2")	10	4	36
99855	50 (2") x 50 (2")	10	2	24



**RURAL KÜRESEL VANA
KABLİN - KABLİN**
RURAL BALL VALVE
COUPLING - COUPLING



Kullanım Alanları Kılavuzu

Installation Areas Guide



Şehir Şebekesi İçme Suyu
Urban Potable Water Networks



Peyzaj Sektörü
Landscaping Systems



Tarımsal Sulama
Agricultural Irrigation



Seralar
Greenhouses



Damla Sulama Sistemleri
Drip Irrigation Systems



Yağmurlama Sulama Sistemleri
Sprinkler Irrigation Systems



Drenaj Sistemleri
Drainage Systems



Açık Alan Sulama Sistemleri
Open Field Irrigation Systems



Madencilik Sektörü
Mining Sector



İnşaat Sektörü
Construction Sector



Çiçek ve Sebze Bahçeleri
Flower and Vegetable Gardens



Fidanlıklar
Plantations



Meyve Ağaçları
Fruit Trees



Bahçe Sulamaları
Garden Irrigations



Saksı Sulamaları
Pot Irrigations



Bahçe Sulama
Agricultural Irrigation



Spor Tesisleri
Sport Facilities






KALİTE BELGELERİMİZ İÇİN QR KODU OKUTUNUZ.
SCAN THE QR CODE FOR OUR QUALITY CERTIFICATES



AMBALAJ BİLGİLERİ İÇİN QR KODU OKUTUN
SCAN THE QR CODE FOR PACKAGING INFORMATION



 Merkez | Headquarters  Samsun Şube | Branch  İstanbul Şube | Branch
Şabanoğlu OSB Mah. Ulubatlı Cad. No: 6, Tekkeköy SAMSUN TÜRKİYE

Tel: +90 362 266 75 24 **GSM:** +90 544 366 69 64 poelsan@poelsan.com
Tel: +90 362 266 75 27 www.poelsan.com

  | [poelsanplastik](#)

   | [poelsan](#)