

# The Smart Way of Irrigation

Managing your irrigation system is very easy with the Poelsan CUP Mobile Application!

Bluetooth



## CUP/BT

Battery Operated Controller

Station	1,2,4,6
Power supply	9V Alkaline Battery
Sensor inputs	2 (ind, Rain, Frost)
Waterproof	IP68
Warranty period	2 Years



## Important Features

Manage remotely up to 15 meters with Bluetooth.

Provide easy installation in areas without electricity thanks to Battery Usage.

Edit and transfer irrigation programs offline.

View battery life and connection status on the mobile application.

Prevent unauthorized use using a password.

Customize your programs and stations with naming/labeling.

Protect your programs for up to 3 days when the battery runs out thanks to the permanent program memory feature.


Change the working time by 10 - 200% with seasonal irrigation

Determine cycle and soaking, work and pause times.

Prevent conflicting irrigation programs with automatic sequencing.

Manually suspend irrigation for up to 99 days or close the program during the off-season.

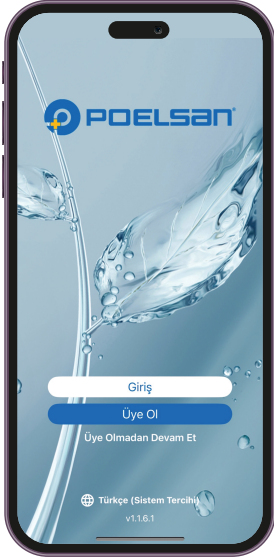
Set 8 different start times and working times from 1 second to 12 hours with 12 different irrigation programs.



**Your irrigation system is under control with the Poelsan CUP Mobile Application!**



Download for free for the Smart Irrigation experience and discover the convenience!



## Sign Up, Log In or Continue Without Signing Up

Download the Poelsan CUP Mobile application to your smart device for free from the AppStore or Google Play Store.

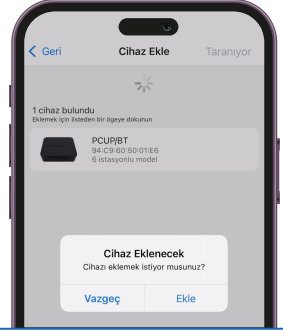
From the login screen, complete your membership with the "Become a Member" option.

## Connect Your Device

When you log in to the application, you will see the device list page. Start scanning by selecting "Add Device" in the upper right section

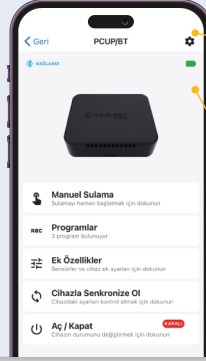
Select the device that matches the Serial Number on the product box label\*

\*Make sure your Bluetooth connection is on to perform this operation.



## Device Settings

The Devices page contains the Manual Irrigation, Programs, Additional Features, Sync with Device, On/Off, and Settings sections for the device you have selected.



## Device Settings

Customize your device settings by selecting "Settings" in the top right corner.

Track your controller's battery health and Bluetooth connection status.

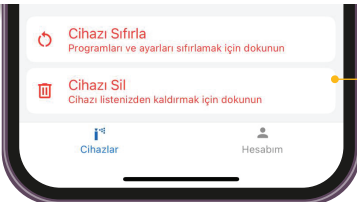
Name your device. For example: "Summer Garden".

Create a password to prevent unauthorized access.

Group your devices by adding labels to make them easier to access.

Check your device periodically to make sure it is up to date.

Name the stations connected to the device.



Reset all the device's programs and settings or remove the device from your list.



## Manual Irrigation

To start irrigation immediately, select “Manual Irrigation”.

Select the station you want to run.

Easily plan your schedule from the run times specified for you or set the desired run time in hours/minutes/seconds.

Irrigation starts after selecting “Start”.

Irrigation stops automatically when the time is up.

To end irrigation before the time you specified, select “Stop”.

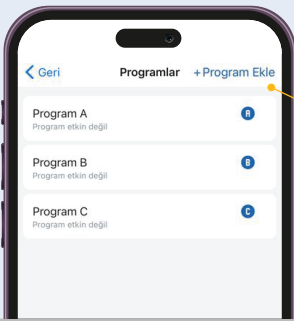


## Programs

To create your irrigation programs that suit your needs, select one of the A, B or C programs in the “Programs” section to edit.

To add more programs, select “Add Program” in the upper right section to create your personal program.

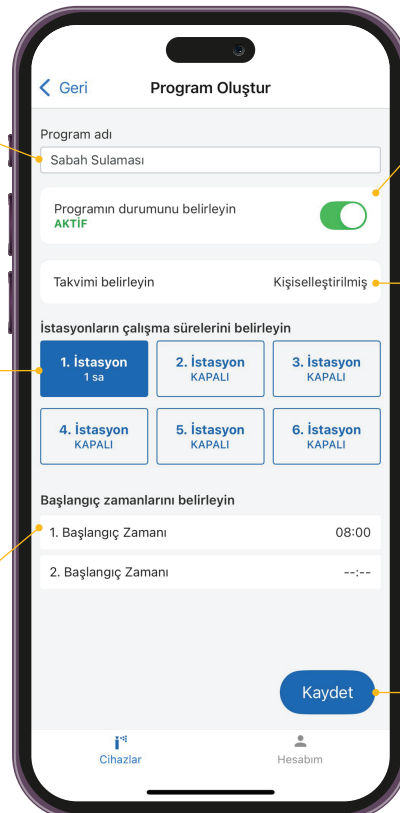
You can create 12 different irrigation programs in this section.



Personalize your application by giving names to your programs. For example: “Morning Irrigation”.

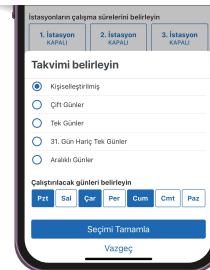
Determine how long each station will run. Set the operating times from 1 second to 12 hours.

Determine your irrigation program, which you can create 8 different start times.



Determine the active/inactive status of your program.

“Easily select from the specified calendar days or plan your personal irrigation routines.



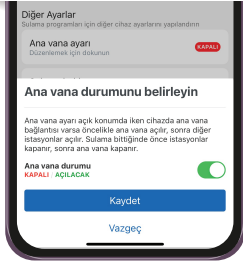
Save your settings after completing them.

## Additional Features

Select "Additional Features" for your sensor and device settings.

Adjust irrigation times by entering percentage values between 10% and 200% according to seasonal conditions without having to set each station individually.

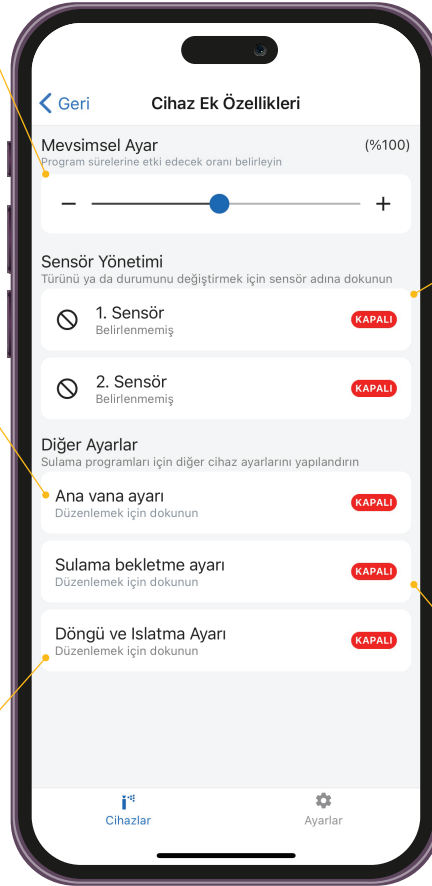
Set the main valve status as open/closed and save it.



Select the station you want to edit.

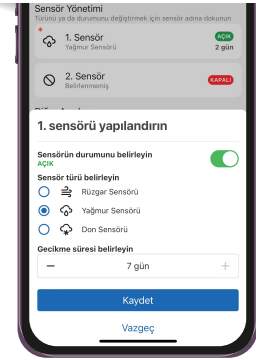
Set the cycle and soak on/off status.

Set and save the station's on and off times from 1 second to 12 hours.



Select a sensor to adjust sensor settings against environmental factors. Determine the on/off status of the sensor.

Determine and save a day to suspend automatic irrigation with a rain sensor for up to 7 days.

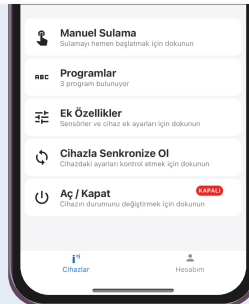


Determine and save a day to suspend all active programs in the irrigation hold settings for 1 to 99 days.



## Synchronize with Device

Select "Synchronize with Device" in the main menu to transfer the settings on the device to the mobile application.



## On/Off

Determine the on/off status of the device and send it to the device.

